



Quick Disconnect



880-001P Cable Plug with Pigtail Wires and Integral Banding Porch



Series 880 Quick-Disconnect (QDC) cable plugs are pre-wired and sealed with epoxy. Features an integral shield termination platform and Three contact sizes are available with current ratings of 5A, 3A and 1A. Aluminum or stainless steel housings and thermoplastic insulators. High-strength wire with crosslinked ETFE insulation crimped at factory to high performance contacts. Ultraminiature SuperFly® connectors are ideal for soldier systems and other applications where reduced size and weight are critical.

B

Shell Size and Insert Arrangements			
Insert Arrangement	No. of Contacts		
	#23 5A.	Micro 3A.	Nano 1A.
B7N	—	—	7
C10N	—	—	10
C2M2N	—	2	2
D3M	—	3	—
D2W2N	2	—	2
E3W	3	—	—
E4M	—	4	—
E19N	—	—	19
E4M4N	—	4	4
F4W	4	—	—
F7M	—	7	—
F22N	—	—	22
F4M8N	—	4	8
F4W4N	4	—	4
G7W	7	—	—
G10M	—	10	—
G31N	—	—	31
G6M10N	—	6	10
G6M12N	—	6	12
H10W	10	—	—
H37N	—	—	37
H6W14N	6	—	14
J44N	—	—	44
J7W19N	7	—	19
K19M	—	19	—
K13M19N	—	13	19
L22M	—	22	—

First letter of insert arrangement represents connector shell size, as in this example: K13M19N

NOTES

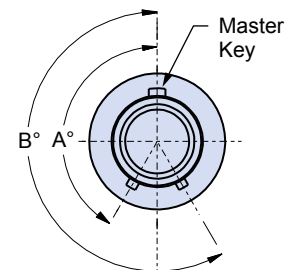
1. See Section A for insert arrangement layouts
2. See Section A for additional finish options

How To Order								
Sample Part Number	880-001P	A	-B7N	-M	004	J	1	-24
Series	880-001P							
Insert Style	A = Unshrouded Contacts B = Shrouded Contacts Shrouded contacts are recessed within the insulator							
Shell Size/ Insert Arr.¹	See Shell Size and Insert Arrangement Table							
Material/ Finish²	M = Aluminum/electroless nickel RoHS compliant ZR = Aluminum/zinc-nickel, non-reflective with RoHS compliant black chromate MT = Aluminum/nickel-PTFE RoHS compliant ZMT = Stainless steel/nickel-PTFE RoHS compliant							
Wire AWG	See Wire Code Table							
Wire Type	J = "Space Grade" wire M22759/33 or equivalent (ETFE)							
Wire Color	1 = White 5 = Full Color; 1-10 solid color, 11 and up are striped 7 = 10 Color Repeating; Wire #1 black, Wire #11 black, etc							
Wire Length	Overall length ('L') in inches measured from front of connector							

MOD-686 POLARIZING OPTIONS

Standard SuperFly® connectors have a single master key. Versions with three keys are also available if alternate key positions are required. Add suffix code 686 to the part number per the following example: 880-001PA-B7N-M004J1-24-**686A**

Plug Alternate Key Positions		
Suffix Code	A°	B°
686A	150°	210°
686B	75°	210°
686C	95°	230°
686D	140°	275°
686E	75°	275°
686F	95°	210°





Quick Disconnect

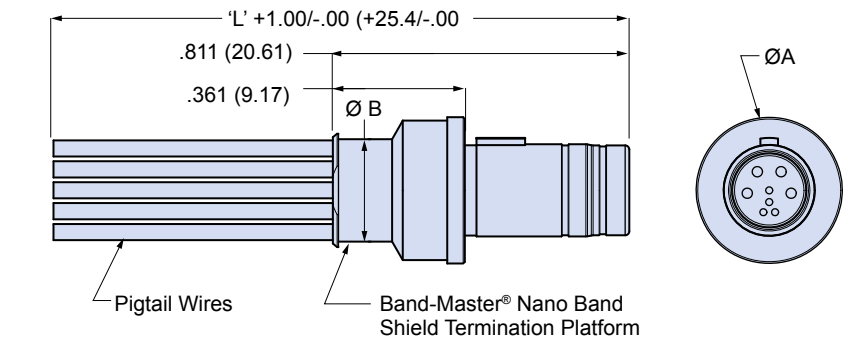
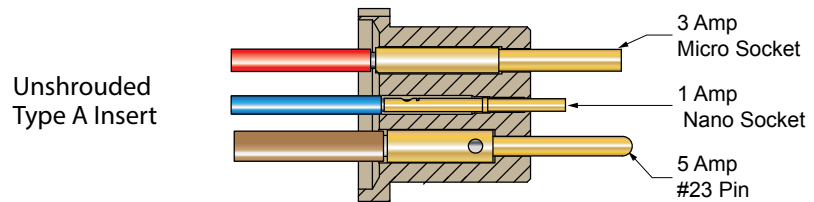
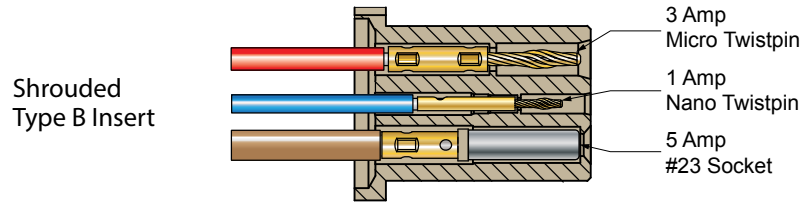


880-001P Cable Plug with Pigtail Wires and Integral Banding Porch

ABOUT SHROUDED AND UNSHROUDED SUPERFLY® CONFIGURATIONS

Shrouded contacts are recessed within the insert. Unshrouded contacts extend from the insert face. Shrouded inserts contain 1 amp and 3 amp Twistpin contacts along with 5 amp socket contacts. Unshrouded inserts contain 1 amp and 3 amp sockets and 5 amp pin.

Wire Code Table				
Layouts with 5A. Contacts				
Insert Arrangement	#23 5A.	Micro 3A.	Nano 1A.	Code
E3W, F4W, G7W, H10W	#22	—	—	100
	#24	—	—	200
	#26	—	—	300
Layouts with 5A. and 1A. Contacts				
Insert Arrangement	#23 5A.	Micro 3A.	Nano 1A.	Code
D2W2N, F4W4N, H6W14N, J7W19N	#22	—	#28	104
	#24	—	#28	204
	#26	—	#28	304
	#22	—	#30	105
	#24	—	#30	205
	#26	—	#30	305
	#22	—	#32	106
	#24	—	#32	206
#26	—	#32	306	
Layouts with 3A. Contacts				
Insert Arrangement	#23 5A.	Micro 3A.	Nano 1A.	Code
D3M, E4M F7M, G10M, K19M, L22M	—	#24	—	020
	—	#26	—	030
	—	#28	—	040
	—	#30	—	050
Layouts with 3A. and 1A. Contacts				
Insert Arrangement	#23 5A.	Micro 3A.	Nano 1A.	Code
C2M2N, E4M4N, F4M8N, G6M10N, G6M12N, K13M19N	—	#24	#28	024
	—	#26	#28	034
	—	#28	#28	044
	—	#24	#30	025
	—	#26	#30	035
	—	#28	#30	045
	—	#24	#32	026
	—	#26	#32	036
—	#28	#32	046	
Layouts with 1A. Contacts				
Insert Arrangement	#23 5A.	Micro 3A.	Nano 1A.	Code
B7N, C10N, E19N, F22N, G31N, H37N, J44N	—	—	#28	004
	—	—	#30	005
	—	—	#32	006



Shell Size	A Max OD		B Rear OD	
	In.	mm.	In.	mm.
B	.317	8.05	.197	5.00
C	.342	8.69	.222	5.64
D	.355	9.02	.235	5.97
E	.381	9.68	.261	6.63
F	.400	10.16	.280	7.11
G	.422	10.72	.302	7.67
H	.459	11.66	.339	8.61
J	.487	12.37	.369	9.37
K	.509	12.93	.391	9.93
L	.548	13.92	.430	10.92