

FEATURES

- EIA STANDARD SIZING 0402(1/16W), 0603(1/10W), 0805(1/8W), 1206(1/4W), 1210(1/2W), 2010(1/2W), 2512(1W)
- HIGH RELIABILITY AUTOMOTIVE GRADE AEC Q-200 QUALIFIED
- SULFUR RESISTANT (H2S 3PPM, 40°C, RH 90%, 1000 HOURS)
- BOTH FLOW SOLDER AND REFLOW SOLDERING ARE APPLICABLE
- AVAILABLE IN ZERO OHM (JUMPER)

Automotive Grade Resistors



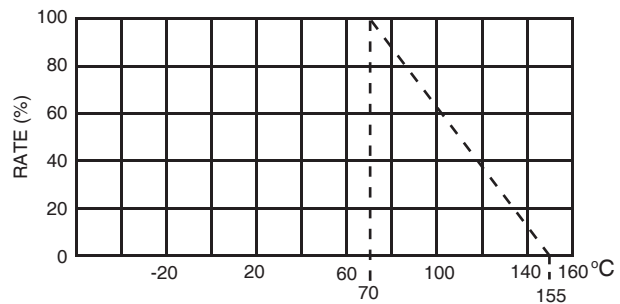
Type	EIA Size	Power Rating at 70°C	Max.*1 Working Voltage	Max.*2 Overload Voltage	Resistance Tolerance (Code)	Temperature Coefficient (ppm/°C)	Resistance Range (Ω)	Resistance Value	Temperature Range
NRCA04	0402	1/16 (0.063) W	50V	100V	±1% (F), ±5% (J)	+400/-200	1.0 ~ 10	E-24,E-96	-55°C ~ +155°C
						±100	10.2 ~ 1M		
						±200	1.02M ~ 10M		
NRCA06	0603	1/10 (0.10) W	75V	150V	±1% (F), ±5% (J)	+400/-200	1.0 ~ 10		
						±100	10.2 ~ 1M		
						±200	1.02M ~ 10M		
NRCA10	0805	1/8 (0.125) W	150V	300V	±1% (F), ±5% (J)	+400/-200	1.0 ~ 10		
						±100	10.2 ~ 1M		
						±200	1.02M ~ 10M		
NRCA12	1206	1/4 (0.25) W	200V	400V	±1% (F), ±5% (J)	+400/-200	1.0 ~ 10		
						±100	10.2 ~ 1M		
						±200	1.02M ~ 10M		
NRCA25	1210	1/2 (0.50) W	200V	400V	±1% (F), ±5% (J)	+400/-200	1.0 ~ 10		
						±100	10.2 ~ 1M		
						±200	1.02M ~ 10M		
NRCA50	2010	1/2 (0.50) W	200V	400V	±1% (F), ±5% (J)	±200	1.0 ~ 9.96		
						±100	10 ~ 1M		
						±200	1.02M ~ 10M		
NRCA100	2512	1 (1.0) W	250V	500V	±1% (F), ±5% (J)	±200	1.0 ~ 9.96		
						±100	10 ~ 1M		
						±200	1.02M ~ 10M		
NRCA04ZO	0402	Zero Ohm			Rated Current 1.0A (0.05Ω max. DC Resistance)				
NRCA06ZO	0603				Rated Current 1.0A (0.05Ω max. DC Resistance)				
NRCA10ZO	0805				Rated Current 1.5A (0.05Ω max. DC Resistance)				
NRCA12ZO	1206				Rated Current 2.0A (0.05Ω max. DC Resistance)				
NRCA25ZO	1210				Rated Current 3.0A (0.05Ω max. DC Resistance)				
NRCA50ZO	2010				Rated Current 3.2A (0.05Ω max. DC Resistance)				
NRCA100ZO	2512				Rated Current 4.5A (0.05Ω max. DC Resistance)				

Note *1 - Maximum allowable continuous Working Voltage for all resistors is the lower of the two values: "Maximum Working Voltage" as specified above (or)

$$\sqrt{\text{Power rating (Watts)} \times \text{Resistance (Ohms)}}$$

Note *2 - Maximum allowable Overload voltage is two times the Maximum Working Voltage (see Note *1 above).

Power Derating Curve: For operation above 70°C, power rating must be derated according to the following chart:

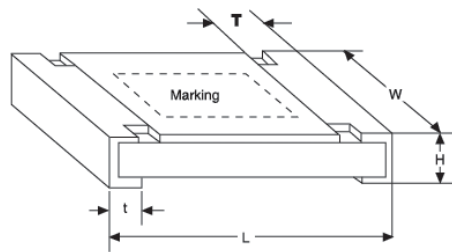


----- 0402/0603/0805/1206/1210/2010/2512

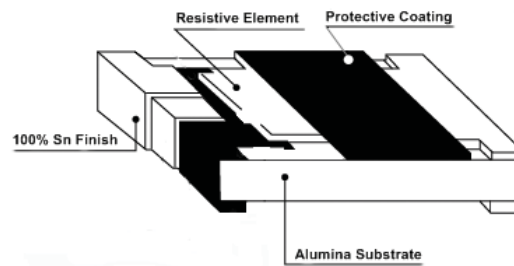


DIMENSIONS (mm)

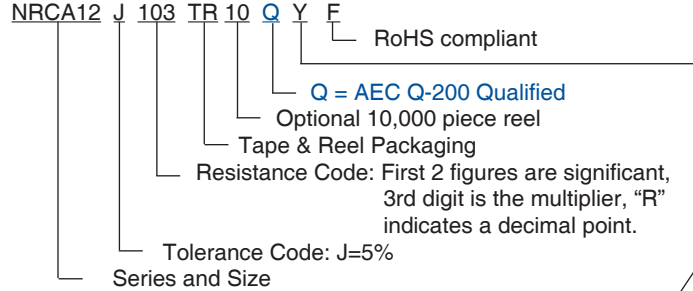
Type	Power Rating	EIA Size	L	W	H	T	t	
NRCA04	1/16W	0402	1.00 ± 0.05	0.50 ± 0.05	0.35 ± 0.05	0.20 ± 0.10	0.25 ± 0.10	
NRCA06	1/10W	0603	1.60 ± 0.10	0.80 ± 0.10	0.45 ± 0.15	0.30 ± 0.10	0.30 ± 0.15	
NRCA10	1/8W	0805	2.00 ± 0.10	1.25 ± 0.10	0.50 ± 0.15	0.40 ± 0.20	0.40 ± 0.20	
NRCA12	1/4W	1206	3.10 ± 0.10	1.60 ± 0.10	0.60 ± 0.15	0.50 ± 0.20	0.45 ± 0.20	
NRCA25	1/2W	1210	3.10 ± 0.10	2.60 ± 0.10	0.55 ± 0.10	0.50 ± 0.20	0.50 ± 0.20	
NRCA50	1/2W	2010	5.00 ± 0.20	2.50 ± 0.20	0.55 ± 0.10	0.65 ± 0.25	0.60 ± 0.25	
NRCA100	1W	2512	6.40 ± 0.20	3.20 ± 0.20	0.60 ± 0.10	0.65 ± 0.25	0.90 ± 0.25	
NRCA04ZO	JUMPER	0402	Same as NRCA04					
NRCA06ZO	JUMPER	0603	Same as NRCA06					
NRCA10ZO	JUMPER	0805	Same as NRCA10					
NRCA12ZO	JUMPER	1206	Same as NRCA12					
NRCA25ZO	JUMPER	1210	Same as NRCA25					
NRCA50ZO	JUMPER	2010	Same as NRCA50					
NRCA100ZO	JUMPER	2512	Same as NRCA100					



CONSTRUCTION



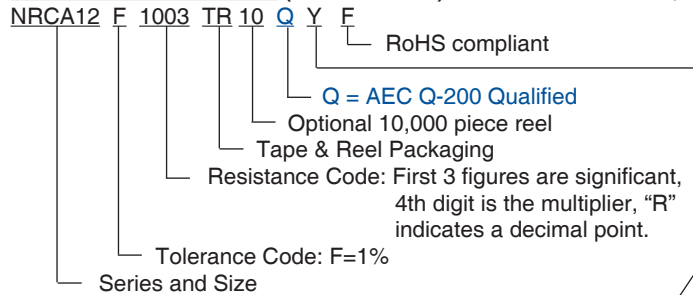
PART NUMBER SYSTEM (E-24 VALUES)



Examples of Resistance Code: 4R7 = 4.7 ohms 103 = 10K ohms
 100 = 10 ohms 104 = 100K ohms
 101 = 100 ohms 105 = 1 meg ohms
 102 = 1K ohms 106 = 10meg ohms

"Y" denotes suitable for automotive equipment, sourced to special production and inspection at TS-16949 certified production site

PART NUMBER SYSTEM (E-96 VALUES)



Examples of Resistance Code: 10R0 = 10 ohms 1004 = 1meg ohms
 47R5 = 47.5 ohms 1050 = 105 ohms
 1000 = 100 ohms 1501 = 1.5K ohms
 1001 = 1K ohms 1052 = 10.5K ohms
 1002 = 10K ohms 1153 = 115K ohms
 1003 = 100K ohms 1214 = 1.21meg ohms

"Y" denotes suitable for automotive equipment, sourced to special production and inspection at TS-16949 certified production site

Marking (No marking on 0402 size).

1. For **E-12 & E-24** Series ($\pm 5\%$ = J) Tolerance In 0603, 0805, 1206 and 1210 sizes:

3 DIGIT SYSTEM - First two digits are significant and third digit is multiplier, "R" indicates decimal on values under 10 ohms.

Examples: 1R0 = 1.0 ohms 102 = 1K ohms 470 = 47 ohms
 103 = 10k ohms 101 = 100 ohms 104 = 100K ohms 105 = 1 Megohms

2. For **E-12 & E-24** Series ($\pm 5\%$ = J) Tolerance In 2010 and 2512 sizes:

4 DIGIT SYSTEM - First 3 digits are significant and fourth digit is multiplier, "R" indicates decimal on values under 100 ohms.

Examples: 1R00 = 1.0 ohms 10R0 = 10 ohms 1003 = 100 Kohms
 1000 = 100 ohms 1004 = 1 Megohms 1001 = 1K ohms

3. For **E-96** Series ($\pm 1\%$ Tolerance) in 0805, 1206, 1210, 2010 AND 2512 sizes:

4 DIGIT SYSTEM - First 3 digits are significant and fourth digit is multiplier, "R" indicates decimal on values under 100 ohms.

Examples: 1R00 = 1.0 ohms 10R0 = 10 ohms 1003 = 100 Kohms
 1000 = 100 ohms 1004 = 1 Megohms 1001 = 1K ohms
 1052 = 10.5K ohms 1002 = 10K ohms 2213 = 221K ohms

4. For **E-96** Series ($\pm 1\%$ Tolerance) in 0603 size

3 DIGIT SYSTEM (Due to space restrictions)



STANDARD E-24 AND E-96 VALUES AND 0603 1% TOLERANCE RESISTANCE CODES

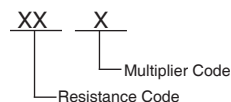
Note: 0603 1% resistor values that are exclusive to E-24 (ex. 12K) are marked with the three character 5% tolerance code

E-24		E-96							
Value		Value	Code	Value	Code	Value	Code	Value	Code
100		100	01	102	02	105	03	107	04
110		110	05	113	06	115	07	118	08
120		121	09	124	10	127	11	130	12
130		133	13	137	14	140	15	143	16
150		147	17	150	18	154	19	158	20
160		162	21	165	22	169	23	174	24
180		178	25	182	26	187	27	191	28
200		196	29	200	30	205	31	210	32
220		215	33	221	34	226	35	232	36
240		237	37	243	38	249	39	255	40
270		261	41	267	42	274	43	280	44
300		287	45	294	46	301	47	309	48
330		316	49	324	50	332	51	340	52
360		348	53	357	54	365	55	374	56
390		383	57	392	58	402	59	412	60
430		422	61	432	62	442	63	453	64
470		464	65	475	66	487	67	499	68
510		511	69	523	70	536	71	549	72
560		562	73	576	74	590	75	604	76
620		619	77	634	78	649	79	665	80
680		681	81	698	82	715	83	732	84
750		750	85	768	86	787	87	806	88
820		825	89	845	90	866	91	887	92
910		909	93	931	94	953	95	976	96

MULTIPLIER CODE

Code	A	B,b	C	D,d	E	F	G	H	X	Y	Z
Multiplier	10 ⁰	10 ¹	10 ²	10 ³	10 ⁴	10 ⁵	10 ⁶	10 ⁷	10 ⁻¹	10 ⁻²	10 ⁻³

CODING FORMULA



Example: $10.2k\Omega = \frac{102}{02} \times 10^2 \Omega = 02C$

$33.2 \Omega = \frac{332}{51} \times 10^{-1} = 51X$

MARKING EXAMPLES

10Ω = 01X
 7.5kΩ = 85B or 85b
 150kΩ = 18D or 18d
 1 MegΩ = 01E

0603 1% E-12/E-24 Values

160Ω = 161
 12KΩ = 123
 8.2MΩ = 825

TAPING SPECIFICATIONS

(1) Carrier Material

Type	Power Rating	EIA Size	Carrier Tape		
			Fig.	Material	Width (mm)
NRCA04	1/16W	0402	A	Paper	8
NRCA06	1/10W	0603	A	Paper	8
NRCA10	1/8W	0805	A	Paper	8
NRCA12	1/4W	1206	A	Paper	8
NRCA25	1/2W	1210	A	Paper	8
NRCA50	1/2W	2010	B	Plastic	12
NRCA100	1W	2512	B	Plastic	12

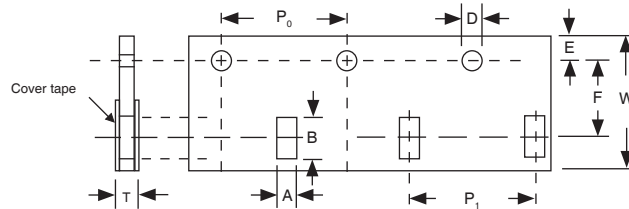


(2) PAPER TAPE DIMENSIONS (mm)

FIG. A

Type	EIA Size	A	B	D	E	F	P ₀	P ₁	T ₂	W
NRCA04	0402	0.70 ± 0.10	1.20 ± 0.10	1.5 +0.1/-1	1.75 ± 0.1	3.5 ± 0.05	4.0 ± 0.1	2.0 ± 0.1	0.4 ± 0.05	8.0 ± 0.2
NRCA06	0603	1.10 ± 0.20	1.90 ± 0.20					4.0 ± 0.1	0.65 ± 0.05	
NRCA10	0805	1.65 ± 0.20	2.40 ± 0.20					1.0 max.		
NRCA12	1206	2.00 ± 0.20	3.60 ± 0.20							
NRCA25	1210	3.00 ± 0.20	3.60 ± 0.20							

* Same for JUMPER (ZO) types.

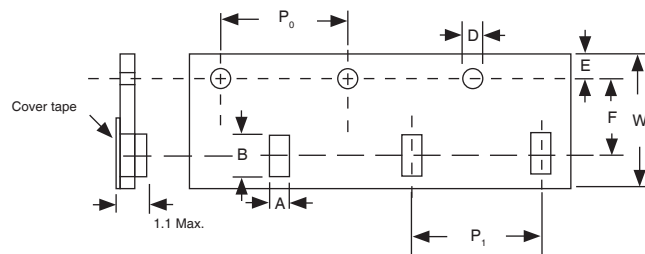


(3) EMBOSSED PLASTIC TAPE SPECIFICATION

FIG. B.

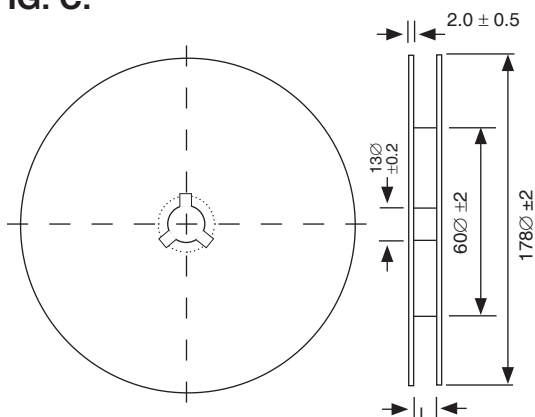
Type	EIA Size	A	B	D	E	F	P ₀	P ₁	T	W
NRCA50	2010	2.80 ± 0.20	5.50 ± 0.20	1.5 ± 0.1	1.75 ± 0.1	5.50 ± 0.05	4.0 ± 0.1	4.0 ± 0.05	1.2 max.	12.0 ± 0.1
NRCA100	2512	3.60 ± 0.20	6.90 ± 0.20							

* Same for JUMPER (ZO) types.



(4) REEL DIMENSIONS AND QUANTITIES

FIG. C.



Type	EIA Size	L	Quantity*		
			7" reel	10" reel	13" reel
NRCA04	0402	9.0 ± 0.5	10,000	n/a	n/a
NRCA06	0603		5,000	10,000	20,000
NRCA10	0805		5,000	10,000	20,000
NRCA12	1206		5,000	10,000	20,000
NRCA25	1210		5,000	10,000	20,000
NRCA50	2010	14.0 ± 0.2	4,000	n/a	n/a
NRCA100	2512		4,000	n/a	n/a

* Same for JUMPER (ZO) types.

