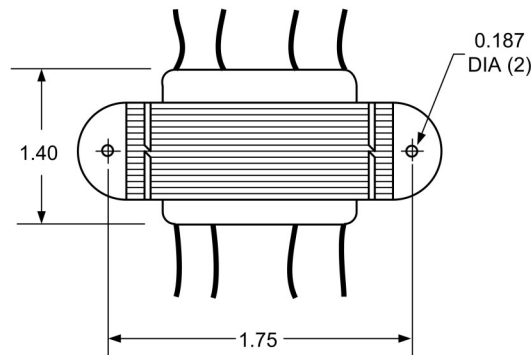
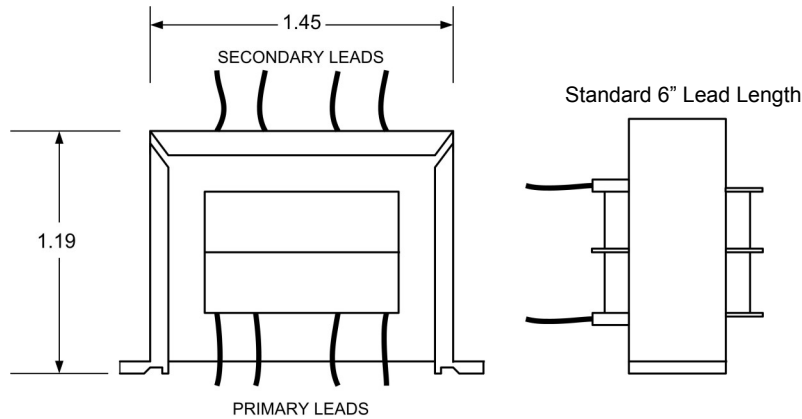
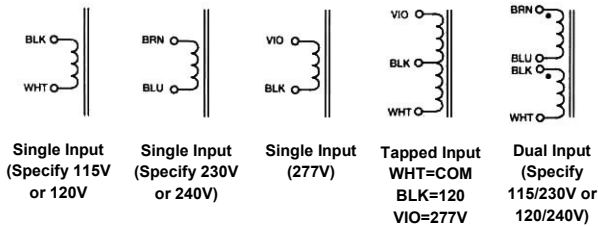


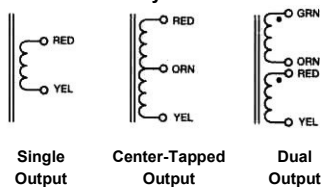
COMMANDER CLASS - CHASSIS MOUNT WITH LEAD WIRES POWER TRANSFORMER



Primary Schematics



Secondary Schematics



1. Electrical Specifications
 - A. Maximum Power: 2.4VA
 - B. Input Voltage and Frequency: 115V, 115/230V or 230V 50/60Hz
 - C. Voltage Regulation: 18% TYP @ full load to no load
 - D. Temperature Rise: 20°C TYP
 - E. Insulation Resistance: < 1 MEG ohm
 - F. Hi-Pot: 2500Vrms 1 minute @ Pri to Sec
2500Vrms 1 minute @ Pri to Core
1500Vrms 1 minute @ Sec to Core
2. Marking: Ensign Corp, part number (see table), date code
3. Safety:
 - UL/cUL 5085-2 Recognized (File E47299)
 - UL 1446 Recognized Insulation System (File E95662)
 - UL/cUL 5085-3 Class 2 Recognized (File E43609)

CLASS 2



Part Number			
115V	115/230V	230V	Secondary
L002-1-710X	L002-2-710X	L002-3-710X	10VCT @ 250mA
L002-1-712X	L002-2-712X	L002-3-712X	12.6VCT @ 200mA
L002-1-716X	L002-2-716X	L002-3-716X	16VCT @ 150mA
L002-1-720X	L002-2-720X	L002-3-720X	20VCT @ 120mA
L002-1-724X	L002-2-724X	L002-3-724X	24VCT @ 100mA

	POWER TRANSFORMER COMMANDER CLASS		L002-1-XXXX L002-2-XXXX L002-3-XXXX	
	CONTENTS OF THIS DRAWING ARE SUBJECT TO CHANGE WITHOUT PRIOR NOTICE		Ensign Corporation 201 ENSIGN RD., BELLEVUE, IA 52031	Dim: Inches Sheet 1 of 1
PROPRIETARY NOTICE: THIS DRAWING PRINT OR DOCUMENT AND SUBJECT MATTER DISCLOSED HEREIN ARE PROPRIETARY ITEMS TO WHICH ENSIGN RETAINS THE EXCLUSIVE RIGHT OF DISSEMINATION, MANUFACTURE AND SALE. THIS DRAWING, PRINT OR DOCUMENT IS SUBMITTED IN CONFIDENCE FOR CONSIDERATION BY THE RECIPIENT ALONE UNLESS PERMISSION FOR FURTHER DISCLOSURE IS EXPRESSLY GRANTED IN WRITING				