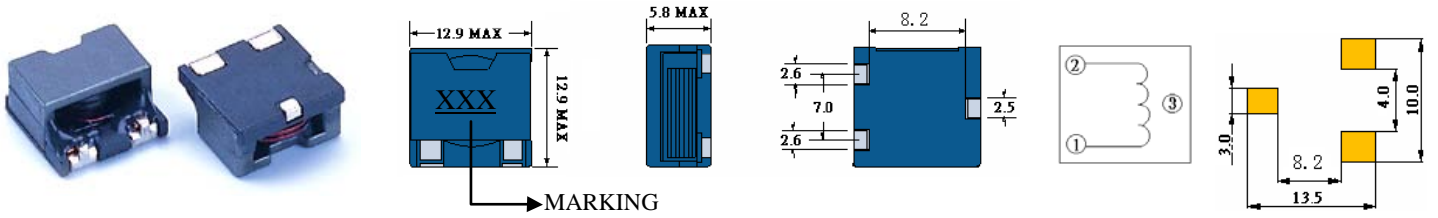


SCEP125H

SMD POWER INDUCTORS

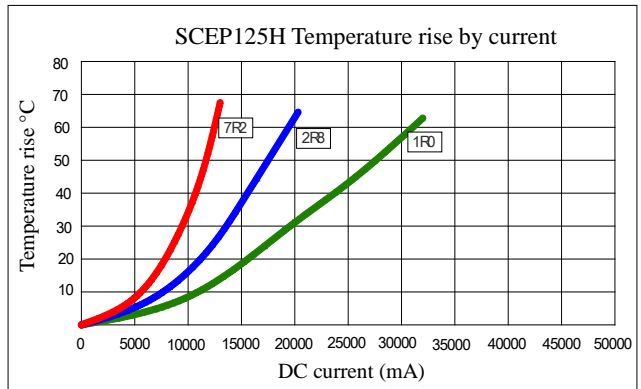
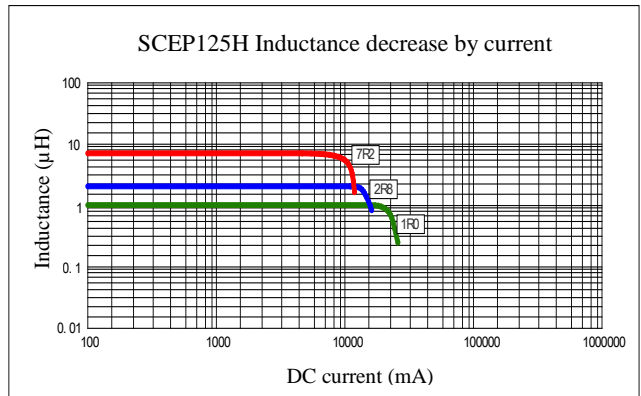


- Features
 - 1 Excellent Power Density
 - 2 Engineered to Provide High Efficiency

ELECTRICAL CHARACTERISTICS



Part NumSer	Inductance (uH) (1)	Test Frequency	DC Resistance (Ω MAX) (2)	Saturation Current (A) (3)	Temperature Current (A) (4)
SCEP125H-1R0	1.0	100KHZ	2.5m	20.0	20.0
SCEP125H-1R8	1.8	100KHZ	3.8m	15.3	13.0
SCEP125H-2R8	2.8	100KHZ	5.4m	12.3	12.2
SCEP125H-4R0	4.0	100KHZ	8.0m	10.3	11.8
SCEP125H-5R6	5.6	100KHZ	11.4m	8.80	9.80
SCEP125H-7R2	7.2	100KHZ	13.5m	7.80	8.80



- (1). Inductance tolerance $\pm 20\%$ tested at 0.25V, 0ADC and 25°C
- (2). DCR measured at 25°C.
- (3). The DC current at which the inductance decreases by 25% from its initial value.
- (4). The DC current that results in a 40°C temperature rise from 25°C ambient.

Click here for [QUANTITY PER REEL & PACKING INFORMATION](#)

Custom versions available upon request.



belfuse.com/signal

© 2019 Signal Transformer – Specification subject to change without notice. 12.19

128 Atlantic Avenue, Lynbrook, NY 11563
 Toll Free 866-239-5777 • Tel 516-239-5777 • Fax 516-239-7208
Sales@signaltransformer.com • techhelp@signaltransformer.com