

CABLE

(40-pin to 20-pin)

MODEL: MCN201-[1]T[2]-[3]

PERFORMANCE

Dielectric strength

MCN201-FT1:500 V AC @ 1 minute

MCN201-NT2:1000 V AC @ 1 minute

ORDERING INFORMATION

• Code number: MCN201-[1]T[2]-[3]

Specify a code from below for each of [1] through [3].

(e.g. MCN201-FT1-20)

[1]CONNECTOR, SIDE A

F: Fujitsu

None

CONNECTOR, SIDE B

T: 3M

[2] COUPLED DEVICE

1: For CNT

(Selectable when F is selected for CONNECTOR, SIDE A)

2: Free cable end

(Selectable when N is selected for CONNECTOR, SIDE A)

[3] CABLE LENGTH

20: 2 m (6.6 ft.)

30: 3 m (9.8 ft.)

RELATED PRODUCTS

- Super-mini signal conditioners M80 series
Installation base (model: M80BS-8)
- Connector terminal block (model: CNT)

GENERAL SPECIFICATIONS

Connector, Side A

Connector model: FCN-361J040-AU

Cover model: FCN-360C040-B

Connector, Side B

Connector model: 7920-B500 FL

Cable: Shielded cable with 20 core wires

INSTALLATION

Weight

MCN201-FT1-20: 250 g (0.55 lb)

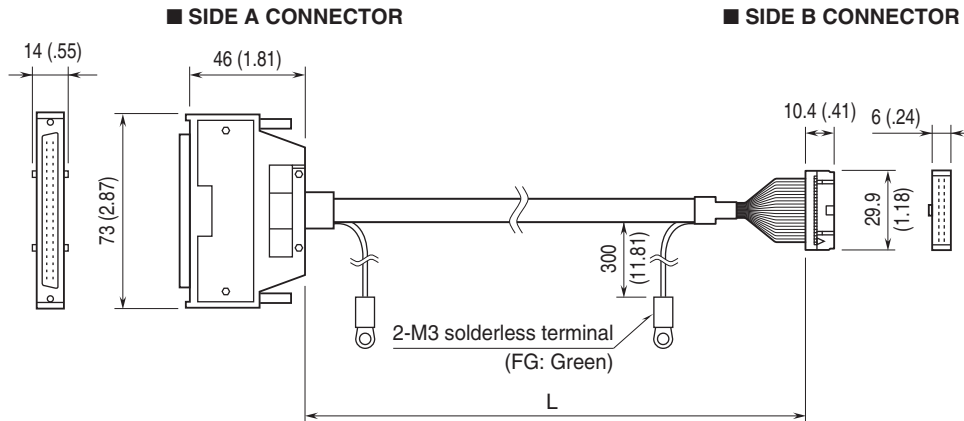
MCN201-FT1-30: 350 g (0.77 lb)

MCN201-NT2-20: 200 g (0.44 lb)

MCN201-NT2-30: 300 g (0.66 lb)

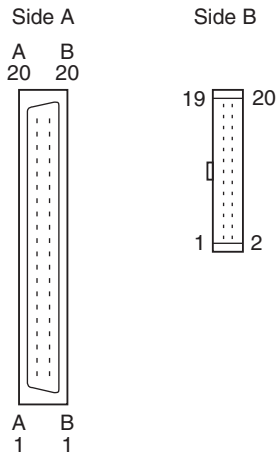
EXTERNAL DIMENSIONS & CONNECTOR PIN ASSIGNMENT unit: mm (inch)

■ CODE: 1




	MCN201-FT1-20	MCN201-FT1-30
L	2 m (6.6 ft.)	3 m (9.8 ft.)

• Connector Pin Assignments



• Wiring Diagram

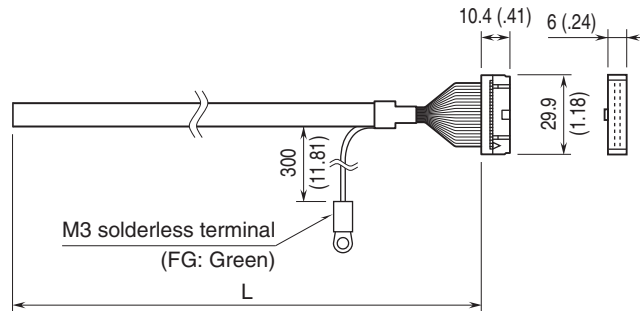


Pins No. B1 – B20 on Side A are not connected.

■ CODE: 2

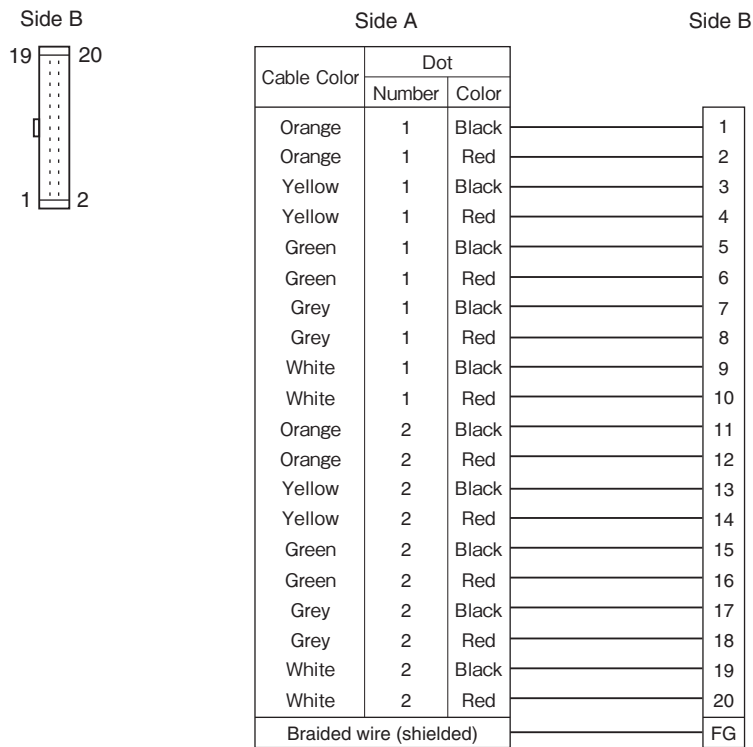
■ SIDE A CONNECTOR

■ SIDE B CONNECTOR



	MCN201-NT1-20	MCN201-NT1-30
L	2 m (6.6 ft.)	3 m (9.8 ft.)

• Connector Pin Assignments • Wiring Diagram



Specifications are subject to change without notice.