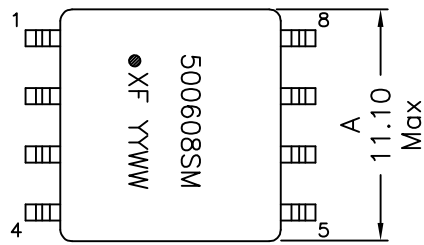
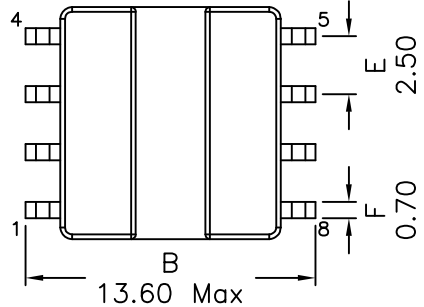
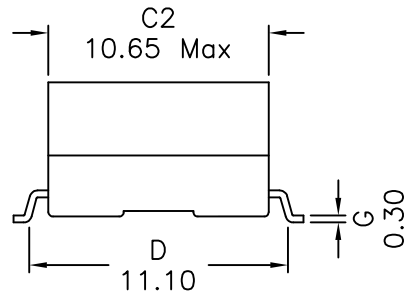
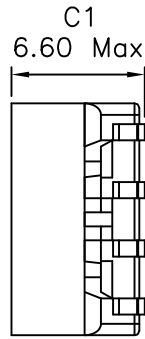


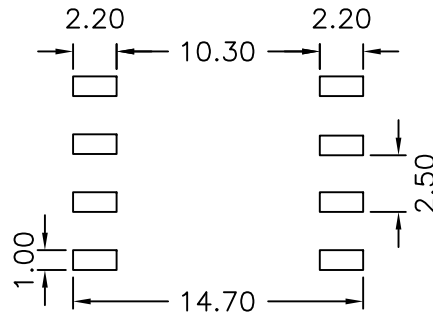
1. Mechanical Dimensions:



Top view

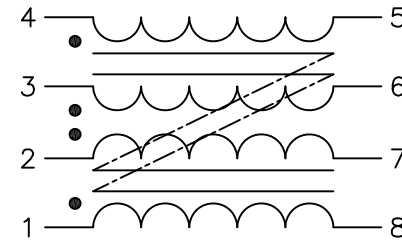


Bottom view



Suggested PCB Layout

2. Schematic:



3. Electrical Specifications: @25°C

OCL: 500uH±35% @100KHz, 10mV each wdg

120uH Min @100KHz, 10mV each wdg at -40C

Q: 12 Min @100KHz, 10mV each wdg

DCR: 0.30 Ohms Max each wdg

Rated Voltage: 80V Max

Rated Current: 400mA Max (Based on 40°C Temp Rise)

Impedance: 3000 Ohms Typ

Turns Ratio: (1-8):(2-7):(3-6):(4-5)=1:1:1:1±2%

Hipot: 500Vac, Wdgs to Wdgs

Notes:

1. Solderability: Leads shall meet MIL-STD-202G, Method 208H for solderability.
2. Flammability: UL94V-0
3. ASTM oxygen index: > 28%
4. Insulation System: Class F 155°C. UL file E151556
5. All listed parameters are to be within tolerance from -40°C to +85°C unless otherwise noted.
6. Storage Temperature Range: -40°C to +125°C
7. Aqueous wash compatible
8. SMD Lead Coplanarity: ±0.004"(0.102mm)
9. Electrical and mechanical specifications 100% tested
10. RoHS Compliant Component
11. Recommended IR Reflow peak temp of 250°C Max.

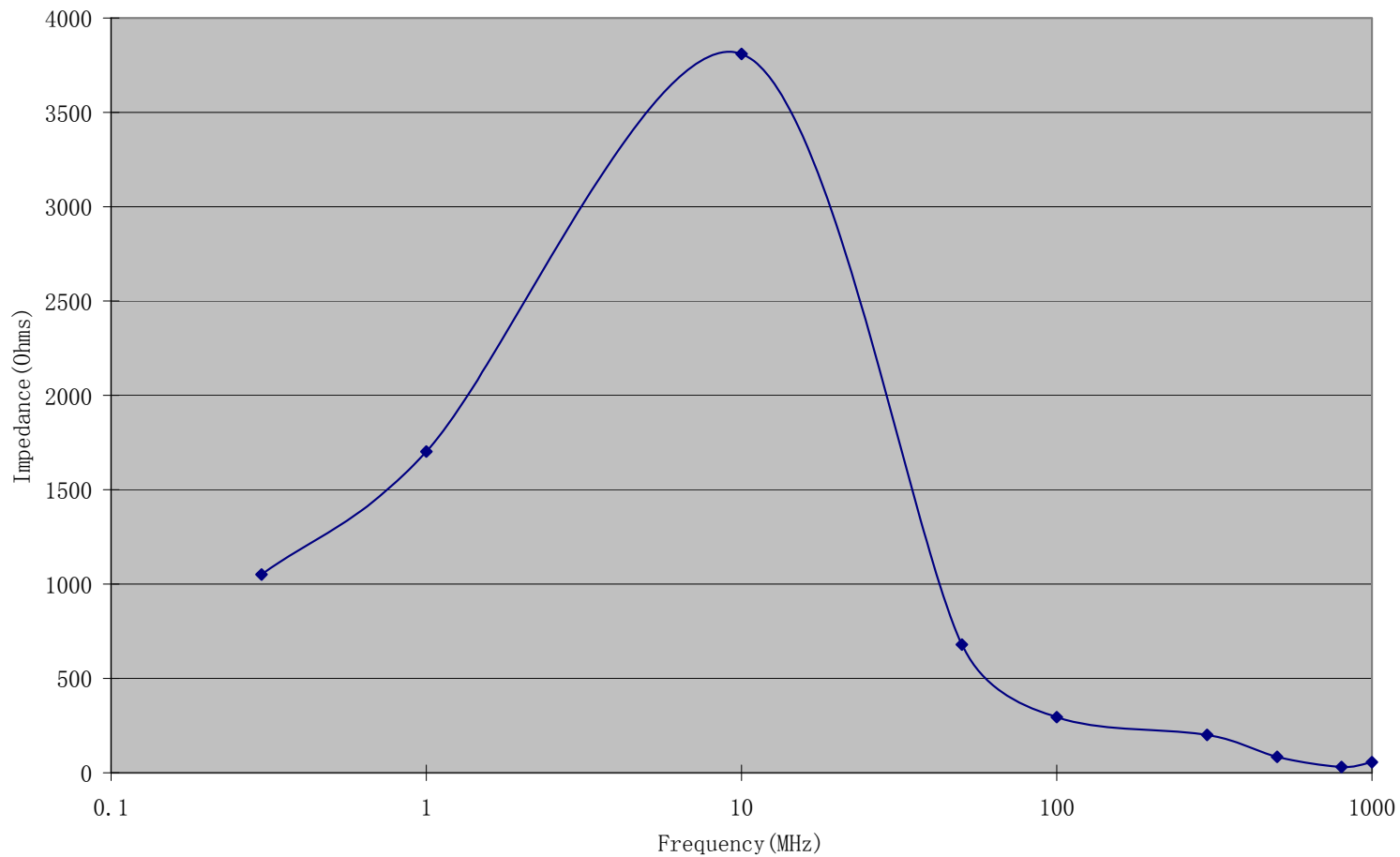
DOC. REV: A/3

XFMRs Inc www.XFMRS.com	Title: Common Mode Choke		
	UNLESS OTHERWISE SPECIFIED	P/N: XF5006-08SM	REV. A
TOLERANCES: .xx ±0.25	DWN.	Yuan	Dec-18-14
Dimensions in MM	CHK.	YK Liao	Dec-18-14
SHEET 1 OF 2	APP.	DDC	Dec-18-14

PROPRIETARY

Document is the property of XFMRs Group & is not allowed to be duplicated without authorization.

XF5006-08SM



DOC. REV: A/3

XFMRs Inc www.XFMRS.com	Title: Common Mode Choke		
	UNLESS OTHERWISE SPECIFIED	P/N: XF5006-08SM	REV. A
TOLERANCES: .xx ±0.25	DWN.	Yuan	Dec-18-14
Dimensions in MM	CHK.	YK Liao	Dec-18-14
SHEET 2 OF 2	APP.	DDC	Dec-18-14

PROPRIETARY

Document is the property of XFMRs Group & is not allowed to be duplicated without authorization.