Part Number: 0334820804

Status: Active

Overview: mx150_sealed_connector_system

Description: 3.50mm (.138") Pitch MX150™ Sealed Male Connector, Dual Row, 8 Circuits, Polarization D, without Connector Position Assurance, Brown

Series

image - Reference only

Documents:

3D Model
Application Specification (PDF)
Drawing (PDF)
Product Specification PS-33472-000 (PDF)
RoHS Certificate of Compliance (PDF)

General

Product Family	Crimp Housings
Series	33482
Comments	No Connector Position Assurance (CPA)
More Detailed Tech Information	http://ewcap.uscarteams.org
Overview	mx150_sealed_connector_system
Product Name	MX150™

Physical

Circuits (maximum)	8
Circuits Detail	8
Color - Resin	Black, Green, Natural
Gender	Male
Glow-Wire Compliant	No
Keying to Mating Part	Yes
Lock to Mating Part	Yes
Material - Resin	Modified Polystyrene Alloy
Number of Rows	2
Packaging Type	Bag
Panel Mount	No
Pitch - Mating Interface (in)	0.138 In
Pitch - Mating Interface (mm)	3.50 mm
Polarized to Mating Part	Yes
Stackable	No
Temperature Range - Operating	-40°C to +125°C

Electrical

Current - Maximum per Contact	22A

Material Info

Reference - Drawing Numbers

Application Specification	AS-33472-100
Packaging Specification	PK-31300-635
Product Specification	PS-33472-000
Sales Drawing	SD-33482-081

EU RoHS
ELV and RoHS Compliant

China RoHS

REACH SVHC
Not Reviewed

Halogen-Free Status
Not Reviewed

Need more information on product environmental compliance?

Email productcompliance@molex.com
For a multiple part number RoHS Certificate of Compliance, click here

Please visit the Contact Us section for any non-product compliance questions.

Search Parts in this Series
33482Series

Mates With
33472 Female Dual Row Sealed Connector

Use With
33000 MX150™ Tin (Sn) Male Terminal,
33011 Gold (Au) Male Terminal

ASSEMBLY PART NUMBER	COLOR	KEYING OPTION	DIMENSIONS		CAVITY TYPE & STATUS (X = PLUGGED)							
			A	B	1	2	3	4	5	6	7	8
33482-0801	BLACK	A	60	60								
33482-0802	LT.GRAY	B	25	60								
33482-0803	BROWN	C	60	25								
33482-0804	GREEN	D	25	25								
33482-0805	CUSTOM	TBD										
33482-0806	BLACK	A	60	60				X				
33482-0807	LT.GRAY	B	25	60				X				
33482-0808	BROWN	C	60	25				X				
33482-0809	GREEN	D	25	25				X				
33482-0810	CUSTOM	TBD						X				
33482-0811	BLACK	A	60	60				X	X			
33482-0812	LT.GRAY	B	25	60				X	X			
33482-0813	BROWN	C	60	25				X	X			
33482-0814	GREEN	D	25	25				X	X			
33482-0815	CUSTOM	TBD						X	X			
33482-0816	BLACK	A	60	60	X			X	X			
33482-0817	LT.GRAY	B	25	60	X			X	X			
33482-0818	BROWN	C	60	25	X			X	X			
33482-0819	GREEN	D	25	25	X			X	X			
33482-0820	CUSTOM	TBD			X			X	X			
33482-0821	BLACK	A	60	60	X			X	X			X
33482-0822	LT.GRAY	B	25	60	X			X	X			X
33482-0823	BROWN	C	60	25	X			X	X			X
33482-0824	GREEN	D	25	25	X			X	X			X
33482-0825	CUSTOM	TBD			X			X	X			X
33482-0826	BLACK	A	60	60	X	X	X			X	X	X
33482-0827	BLACK	A	60	60								X
33482-0828	BLACK	A	60	60			X		X			
33482-0829	BLACK	A	60	60		X	X	X	X	X	X	
33482-0830	BLACK	A	60	60						X		
33482-0831	BLACK	A	60	60			X		X	X		
33482-0832	BLACK	A	60	60					X	X		X
33482-0833	BLACK	A	60	60	X		X		X			
33482-0834	BLACK	A	60	60	X	X	X	X	X	X	X	X
33482-0835	BLACK	A	60	60							X	X
33482-0836	BLACK	A	60	60		X	X			X	X	X
33482-0837	BLACK	A	60	60	X			X				
33482-0838	BLACK	A	60	60		X	X		X	X	X	X

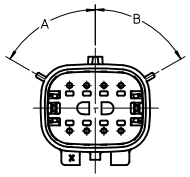

KEYING OPTION
SEE TABLE
SCALE 2:1

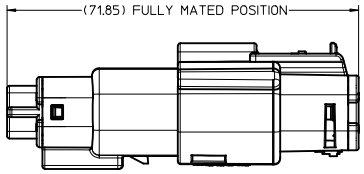

SCALE 1:1

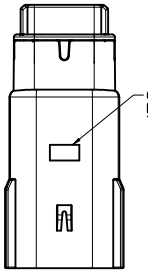

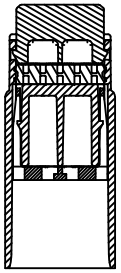

SECTION A-A

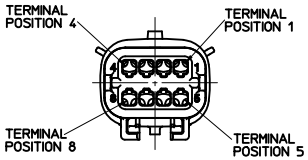

REAR VIEW
(WIRE HARNESS SIDE)

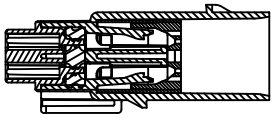

SECTION B-B
(BLADE SHOWN IN FULL-LOCK POSITION)
SEE NOTE 2

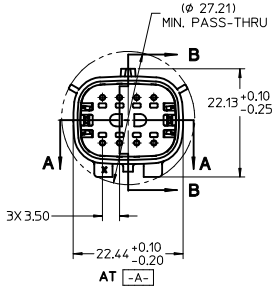

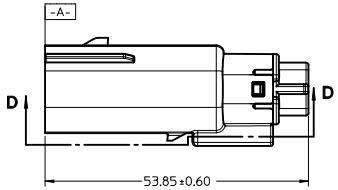

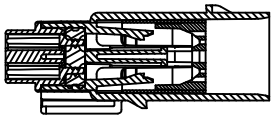

SECTION C-C
(BLADE SHOWN IN PRE-LOCK POSITION)
SEE NOTE 2

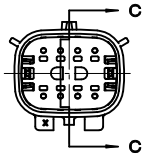

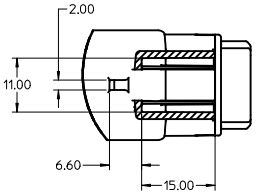

SECTION D-D

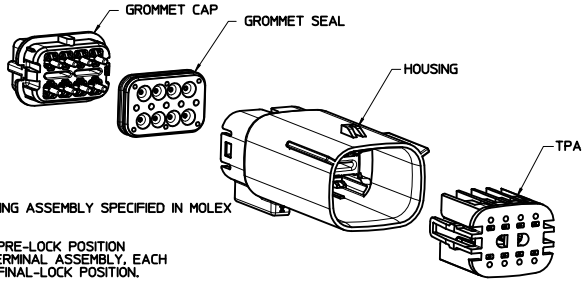

NOTES: UNLESS OTHERWISE SPECIFIED

1. DESIGNED TO MATE WITH RECEPTACLE HOUSING ASSEMBLY SPECIFIED IN MOLEX CHARTED DRAWING SD-33472-081.
2. ASSEMBLY SHIPPED WITH BLADE INSERT IN PRE-LOCK POSITION (SEE SECTION C-C PRE-LOCK). UPON FULL TERMINAL ASSEMBLY, EACH BLADE INSERT MUST BE SNAPPED INTO ITS FINAL-LOCK POSITION.
3. FOR BLADE TERMINALS TO BE USED WITH THIS ASSEMBLY, SEE DRAWING SD-33000-001.
4. SYSTEM TO BE USED WITH WIRE WITHIN DIAMETER RANGE OF 1.5mm TO 2.5mm.
5. MATERIAL: SPS/NYLON BLEND, 20% GLASS FILLED.
6. CHENGDU ASSEMBLIES SHALL CONFORM TO PACKAGING SPECIFICATION PK-31300-635
7. SHALL CONFORM TO PRODUCT SPECIFICATION PS-33472-000.
8. ASSEMBLY CONFORMS TO SAE/USCAR-2 REV 4 WITH THE FOLLOWING EXCEPTIONS: TERMINAL INSERTION FORCE FOR WIRE SIZE ABOVE 2.5mm NOT EXCEEDING 2.69mm SHALL NOT EXCEED 45 NEWTONS.

ENTER DESCRIPTION
EC NO: UAU2010-1454
DRWN:AHU01 2010/02/04
CHKD:DGRIFFITHS 2010/02/17
APPR:KKOSHY 2010/02/17
DESCRIPTION
REV
T

QUALITY SYMBOLS
=0
=0
=0

GENERAL TOLERANCES (UNLESS SPECIFIED)	mm	INCH
4 PLACES	± ---	± ---
3 PLACES	± ---	± ---
2 PLACES	± 0.10	± ---
1 PLACE	± 0.3	± ---
ANGULAR ± 3 °		

DRAFT WHERE APPLICABLE MUST REMAIN WITHIN DIMENSIONS

DIMENSION STYLE: MM ONLY
SCALE: 2:1
DESIGN UNITS: METRIC
THIRD ANGLE PROJECTION

DRAWN BY	DMARCOUX	DATE 06-17-02
CHECKED BY	DGRIFFITHS	DATE 06-17-02
APPROVED BY	FHOLUB	DATE 06-17-02

TITLE: MX150 BLADE CONNECTOR ASSEMBLY 2 ROW SEALED, 8 WAY

MOLEX INCORPORATED

MATERIAL NO.: AS NOTED
DOCUMENT NO.: SD-33482-081
SHEET NO.: 1 OF 1
SIZE: D

THIS DRAWING CONTAINS INFORMATION THAT IS PROPRIETARY TO MOLEX INCORPORATED AND SHOULD NOT BE USED WITHOUT WRITTEN PERMISSION