


SSQ-115-04-L-T



(2,54 mm) .100"

# THROUGH-HOLE .025" SQ POST SOCKET

## SPECIFICATIONS

For complete specifications see [www.samtec.com?SSW](http://www.samtec.com?SSW) or [www.samtec.com?SSQ](http://www.samtec.com?SSQ)

**Insulator Material:**

Black Liquid Crystal Polymer (-S & -D) or Black High Temperature Thermoplastic (-T)

**Contact Material:**

Phosphor Bronze

**Plating:**

Au or Sn over 50µ" (1,27 µm) Ni

**Current Rating (TSW/SSW):**

5.7 A per pin (1 pin powered per row)

**Current Rating (SSQ/TSW):**

6.3 A per pin (1 pin powered per row)

**Operating Temp Range:**

-55°C to +125°C with Gold  
-55°C to +105°C with Tin

**Contact Resistance:** 10 mΩ

**Insertion Depth:**

(3,68 mm) .145" to (6,35 mm) .250"

**Insertion Force:**

(Single contact only) (-S plating)

Standard= 6 oz (1,67 N) avg ((0,64 mm) .025" SQ pin);

SSW Low Insertion Force= 3 oz (0,83 N) avg

SSQ Low Insertion Force= 3.3 oz (0,92 N) avg

**Normal Force:**

Standard= 125 grams (4.4 N)

(Single contact only) (-S plating)

Standard= 5 oz (1,39 N) avg ((0,64 mm) .025" SQ pin);

SSW Low Insertion Force= 2.6 oz (0,72 N) avg

SSQ Low Insertion Force= 2.9 oz (0,81 N) avg

**Max Cycles:**

100 with 10µ" (0,25 µm) Au

**Voltage Rating:** 550 VAC mated with TSW

**RoHS Compliant:** Yes  
**Lead-Free Solderable:** Yes

**Mates With:**  
TSW, MTSW, MTLW,  
EW, ZW, TSS, ZSS,  
TSM, TSSH, HTSS



TYPE STRIP

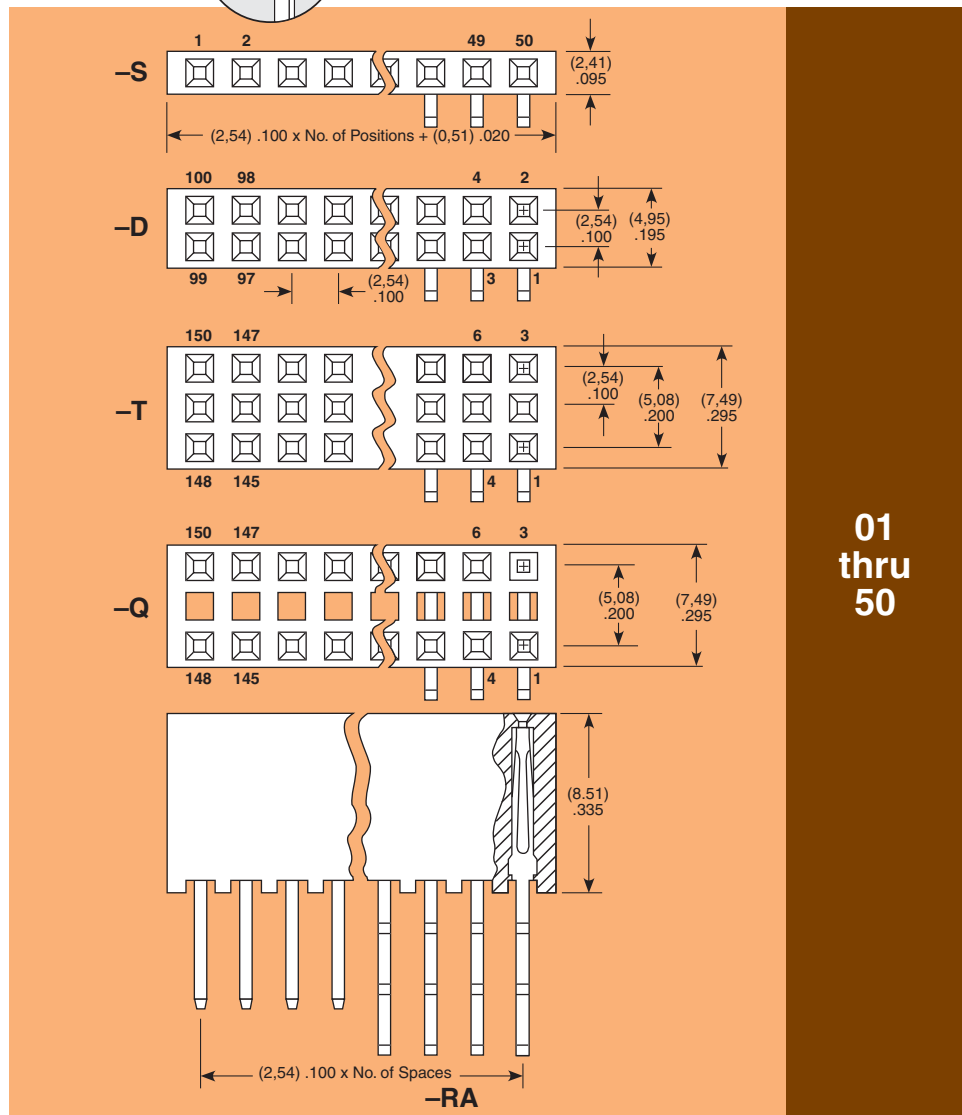
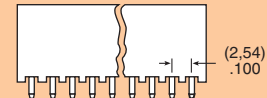
PIN CENTERS

NO. PINS PER ROW

SSW = Solder Tail

-1 = (2,54 mm) .100" Centers

SSQ = Square Tail



01 thru 50

## RECOGNITIONS


For complete scope of recognitions see [www.samtec.com/quality](http://www.samtec.com/quality)



**Note:** Some lengths, styles and options are non-standard, non-returnable.

Due to technical progress, all designs, specifications and components are subject to change without notice.

[WWW.SAMTEC.COM](http://WWW.SAMTEC.COM)



### LEAD STYLE

### PLATING OPTION

### ROW OPTION

### TAIL OPTION

### OTHER OPTION

**-F**

= Gold flash on contact,  
Matte Tin on tail

**-L**

= 10µ" (0,25 µm) Gold on contact,  
Matte Tin on tail

**-G**

= 20µ" (0,51 µm) Gold on contact,  
Gold flash on tail

**-T**

= Matte Tin  
(-T N/A on LIF contacts)

**-S**

= Single Row

**-P**

= Single Row  
(Notched to mate with LCW)  
36 pins max

**-D**

= Double Row

**-T**

= Triple Row

**-Q**

= Double Row  
.200" (5,08 mm) row space  
(Outer rows filled only)

**-RA**

= Right Angle  
(Leave blank for straight pin version)

**-LL**

= Locking Lead



Two leads per strip crimped in opposite directions on or near centerline. Available on tails from (2,29 mm) .090" to (7,87 mm) .310" only. N/A with single row 1 or 2 positions.

**-“XXX”**

= Polarized  
(Specify “XXX” as position number)

### ALSO AVAILABLE (MOQ Required)

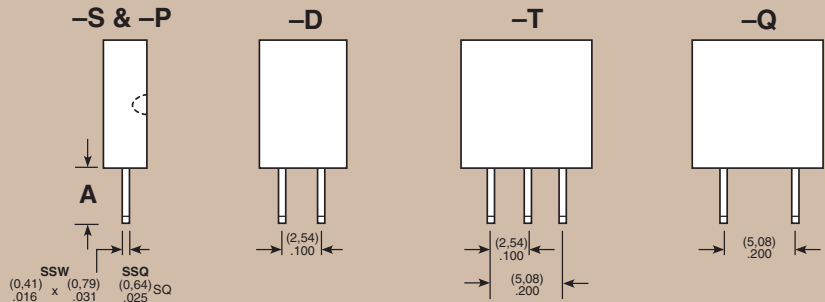
- Other platings
  - Notch option
- Contact Samtec.

## Straight Pin Versions (Specify “LEAD STYLE” from chart)

| LEAD STYLE               |                      | SINGLE DOUBLE OR TRIPLE<br>A |
|--------------------------|----------------------|------------------------------|
| Standard Insertion Force | Low Insertion Force* |                              |
| -01                      | -21                  | (2,64) .104                  |
| -02                      | -22                  | (4,93) .194                  |
| -03                      | -23                  | (10,00) .394                 |
| -04                      | -24                  | (14,83) .584                 |
| -06**                    | N/A                  | (3,15) .124                  |

\* LIF N/A with Tin Plating

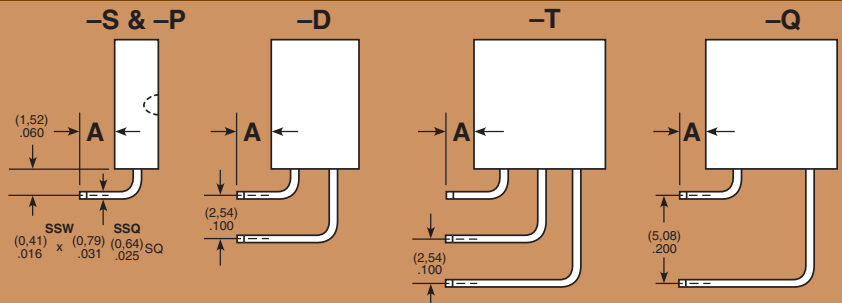
\*\*Style -06 N/A with SSW



## Right Angle Versions (Specify “LEAD STYLE” from chart)

| LEAD STYLE               |                      | SINGLE         | DOUBLE      | TRIPLE         |
|--------------------------|----------------------|----------------|-------------|----------------|
| Standard Insertion Force | Low Insertion Force* | (-S & -P)<br>A | (-D)<br>A   | (-T & -Q)<br>A |
| -02                      | -22                  | (2,54) .100    | (2,54) .100 | (2,54) .100    |
| -03                      | -23                  | (7,62) .300    | (7,62) .300 | N/A            |
| -04                      | -24                  | (12,45) .490   | N/A         | N/A            |

\*LIF N/A with Tin Plating



Due to technical progress, all designs, specifications and components are subject to change without notice.

[WWW.SAMTEC.COM](http://WWW.SAMTEC.COM)