

RoHS Compliant Product

A suffix of "-C" specifies halogen & lead-free



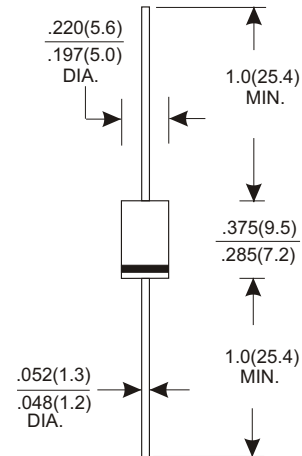
## FEATURES

- \* Low forward voltage drop
- \* High current capability
- \* High reliability
- \* High surge current capability
- \* Epitaxial construction

## MECHANICAL DATA

- \* Case: Molded plastic
- \* Epoxy: UL 94V-0 rate flame retardant
- \* Lead: Axial leads , solderable per MIL-STD-202, method 208 guaranteed
- \* Polarity : Color band notes cathode end
- \* Mounting position: Any
- \* Weight: 1.10 grams

DO-27



Dimensions in inches and (millimeters)

## MAXIMUM RATINGS AND ELECTRICAL CHARACTERISTICS

Rating 25°C ambient temperature unless otherwise specified.  
Single phase half wave, 60Hz, resistive or inductive load.  
For capacitive load, derate current by 20%.

TYPE NUMBER	SR320	SR330	SR340	SR360	SR380	SR3100	UNITS
Maximum Recurrent Peak Reverse Voltage	20	30	40	60	80	100	V
Working Peak Reverse Voltage	20	30	40	60	80	100	V
Maximum DC Blocking Voltage	20	30	40	60	80	100	V
Maximum Average Forward Rectified Current See Fig. 1	3.0						A
Peak Forward Surge Current, 8.3 ms single half sine-wave superimposed on rated load (JEDEC method)	80						A
Maximum Instantaneous Forward Voltage at 3.0A	0.52		0.65		0.83		V
Maximum DC Reverse Current Ta= 25°C	0.3						mA
at Rated DC Blocking Voltage Ta=100°C	30						mA
Typical Junction Capacitance (Note1)	250						pF
Typical Thermal Resistance RθJA (Note 2)	20						°C /W
Operating Temperature Range T <sub>J</sub>	-50 ~ +150						°C
Storage Temperature Range T <sub>STG</sub>	-65 ~ +175						°C

NOTES:

1. Measured at 1MHz and applied reverse voltage of 4.0V D.C.
2. Thermal Resistance Junction to Ambient Vertical PC Board Mounting 0.5"(12.7mm) Lead Length.

RATING AND CHARACTERISTIC CURVES (SR320 THRU SR3100)

FIG.1-TYPICAL FORWARD CURRENT DERATING CURVE

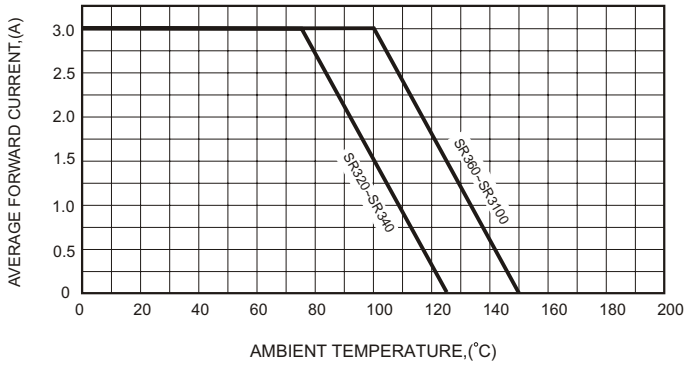


FIG.2-TYPICAL FORWARD CHARACTERISTICS

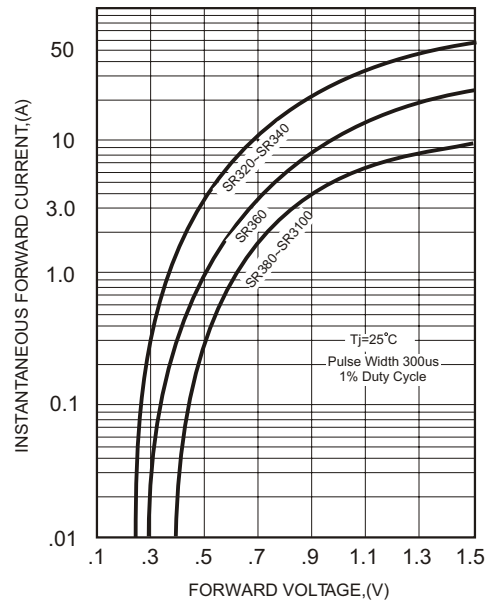


FIG.3-MAXIMUM NON-REPETITIVE FORWARD SURGE CURRENT

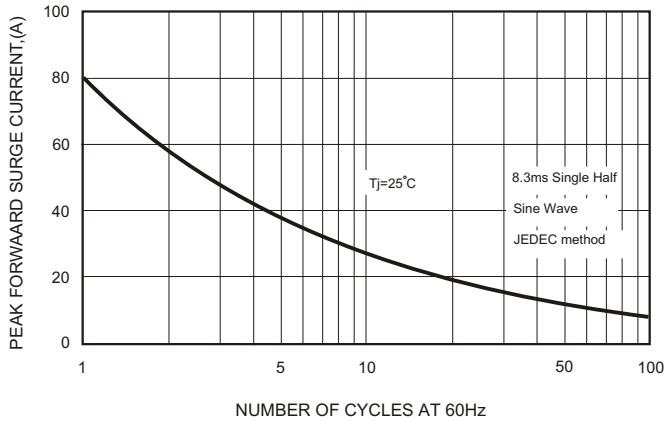


FIG.5 - TYPICAL REVERSE CHARACTERISTICS

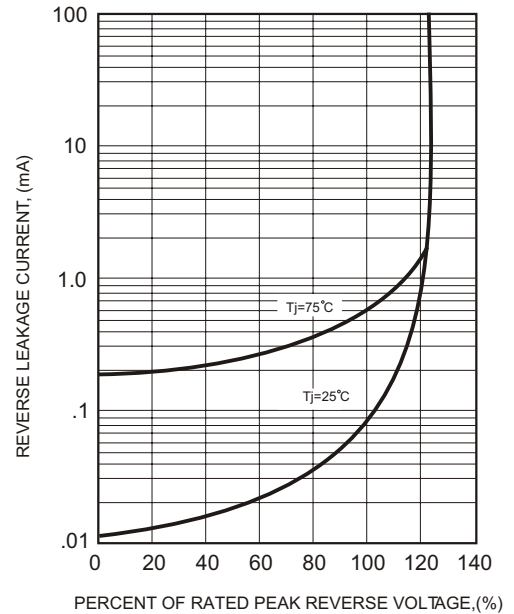


FIG.4-TYPICAL JUNCTION CAPACITANCE

