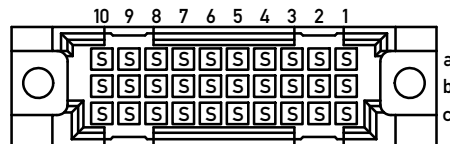
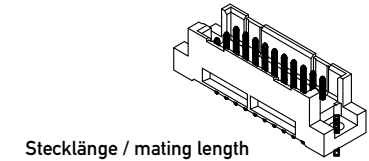
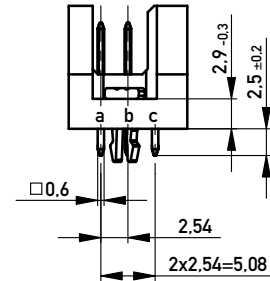
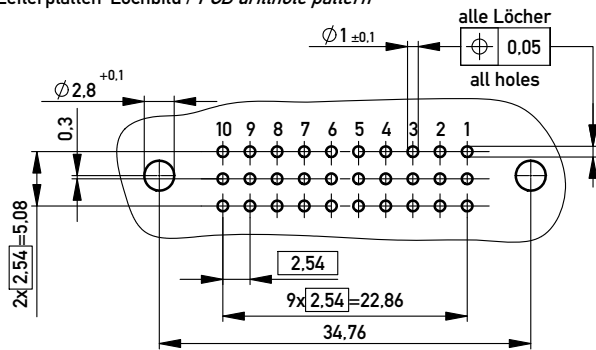


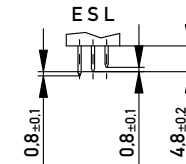
Bestückungsplan / contact layout



Leiterplatten-Lochbild / PCB drillhole pattern



Stecklänge / mating length



E = early mate, late break / voreilend

S = standard

L = late mate, early break / nacheilend

THR = through hole reflow

Bauart 4 / type 4

Anforderungsstufe 2 = 400 Steckzyklen / performance class 2 = 400 mating cycles

Fehlende Maße und Angaben nach IEC 60 603-2 / DIN EN 60 603-2

Missing information and dimensions per IEC 60 603-2 / DIN EN 60 603-2

Copyright by ERNI GmbH
Proprietary notice pursuant to ISO 9006 to be observed.

Information:		Tolerances		Scale	2:1
All rights reserved. Only for Information. To ensure that this is the latest version of this drawing, please contact one of the ERNI companies before using.		All Dimensions in mm		Designation	
		Subject to modification without prior notice. Drawing will not be updated.		Messerleiste R/3, 30 THR+Clip Male Con. R/3, 30 THR+Clip	
		www.ERNI.com		374857	
a	24.10.2013			I	
Index	Date			A3	
				Class	STVR/3