




(1,27 mm) .050"

FTSH SERIES



THROUGH-HOLE MICRO HEADER

SPECIFICATIONS

For complete specifications see www.samtec.com?FTSH

Insulator Material:

Black Liquid Crystal Polymer
Terminal Material: Phosphor Bronze

Plating:

Sn or Au over 50µm (1,27 µm) Ni
Current Rating: 1.75A per contact @ 80°C ambient

Operating Temp Range: -55°C to +125°C

RoHS Compliant: Yes

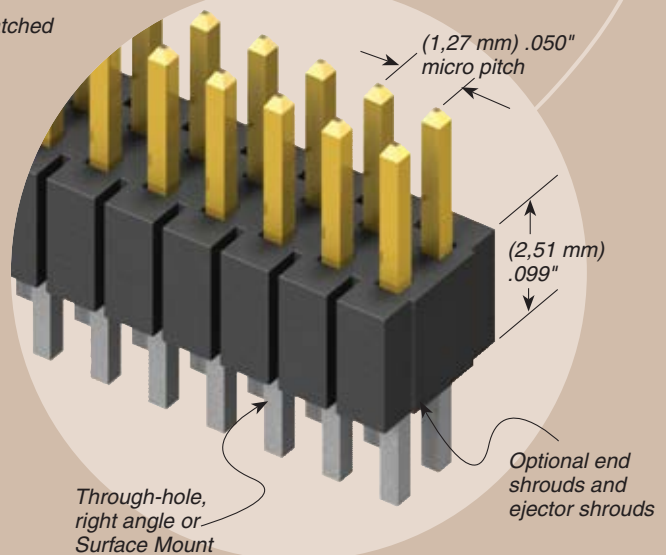


Mates with: FFSD, FFTP, CLP, FLE, SFMC

Impedance matched for high speed applications (Mated with CLP Series)

APPLICATION SPECIFIC OPTION

Molded Pick & Place pads available. Call Samtec.

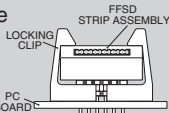


Mates with socket strips or IDC cable

Through-hole, right angle or Surface Mount

LOCKING CLIP

For single mating cycle with the FFSD.



Specify -LC after tail option. Lead Styles -02 and -03, and 05 pins/row minimum.

FTSH - 1 NO. PINS PER ROW - LEAD STYLE - PLATING OPTION - D - TAIL OPTION - OTHER OPTIONS

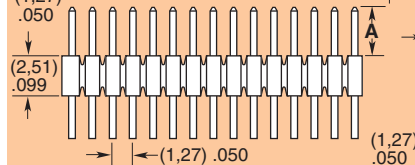
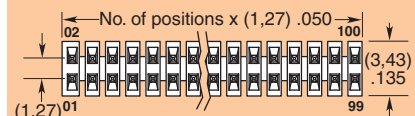
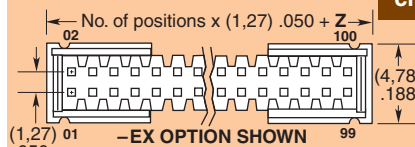
02 thru 50

Specify LEAD STYLE from chart

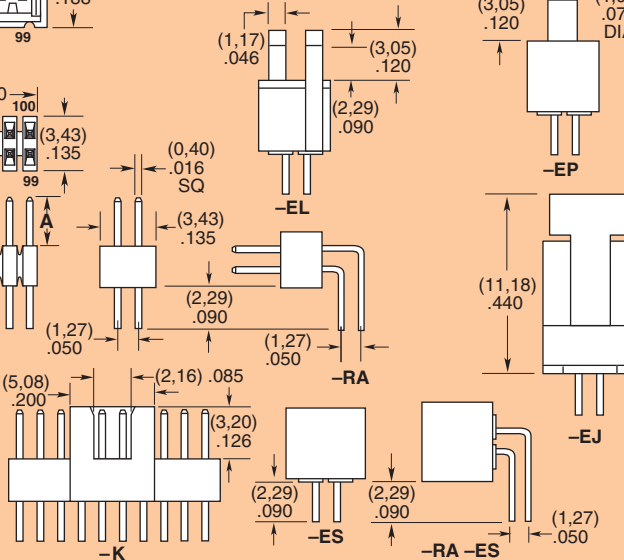
-F = Gold flash on post, Matte Tin on tail
-L = 10µm (0,25 µm) Gold on post, Matte Tin on tail

Leave blank for straight tail
-RA = Right Angle

- ES = End Shroud (Style -02 & -03) 9 pins/row min.
- EP = End Shroud with Guide Post (Style -02 & -03) 9 pins/row min.
- EL = End Shroud with Board Lock (Style -02 & -03) 9 pins/row min.
- EJ = Ejector Shroud (Style -01 only) 10 pins/row min. 25 pins/row max. -RA not available
- K = Keying Shroud (For mating with FFSD Style -01 only, 05-25 pins/row only and 13, 17, 20 & 25 only with shrouds)



LEAD STYLE	A	OPTION	Z
-01	(3,05) .120	-ES	(1,55) .061
-02	(1,91) .075	-EJ	(15,77) .621
-03	(1,65) .065	-EP	(5,87) .231
-04	(3,81) .150	-EL	(6,53) .257



Note: Other Gold plating options available. Contact Samtec.

Note: See SFM/TFM for positive alignment feature.

Note: Some sizes, styles and options are non-standard, non-returnable.

Processing: Lead-Free Solderable: Yes



www.samtec.com

Due to technical progress, all designs, specifications and components are subject to change without notice.

WWW.SAMTEC.COM