



**GATE DRIVE TRANSFORMER SM76922**

**ELECTRICAL SPECIFICATIONS AT 25°C**

URNS RATIO (1-3) : (4-6)

OCL @100kHz, 0.1V (1-3)

OCL @100kHz, 0.1V (4-6)

LEAKAGE INDUCTANCE @ 100kHz, 0.1V, (1-3)  
Short (4-6)

DCR (1-3)

DCR (4-6)

POLARITY

HIPOT (4-6) TO (1-3)

ET

OPERATING TEMPERATURE

1 : 1.5 ± 2%

370µH ±20%

850µH ±20%

2.2µH TYP

1.00Ω MAX

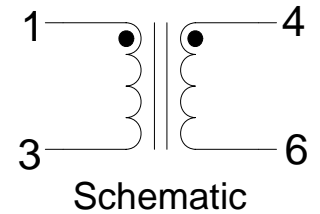

2.2Ω MAX

1, 4 SAME PHASE

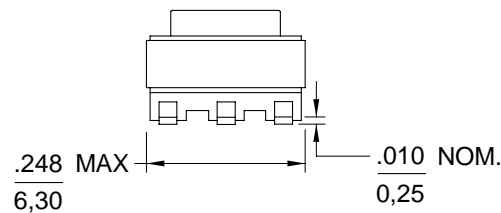
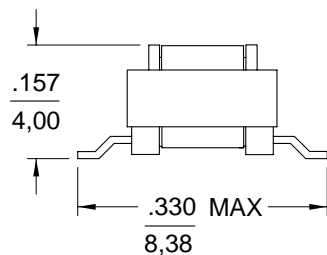
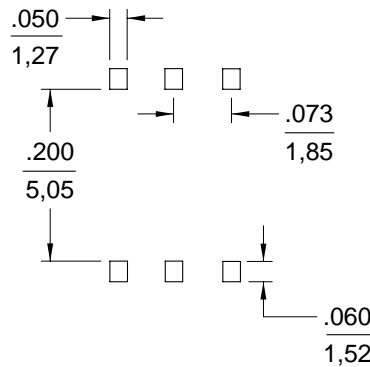
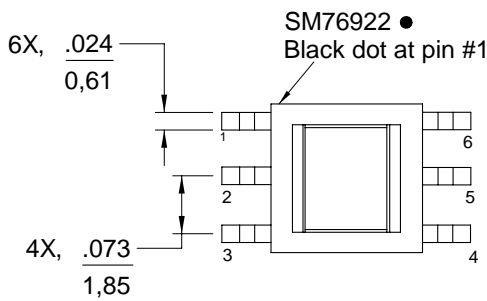
1500 VDC, 6 sec

20 VµS Typical

-40° C TO +130° C



**MECHANICAL OUTLINE**



Notes:

1. All dimensions are in inches/mm.
2. Unless otherwise specified, tolerance is ± .010/0,25
3. Coplanarity is 0.004/0,102
4. For non-RoHS parts replace the SM prefix with 42- (e.g. SM76922 becomes 42-76922)
5. Terminal finish is compliant to RoHS requirements. Solder in accordance with J-STD-020C