


## CTMC2220F Series

From 1,200  $\mu\text{H}$  to 10,000  $\mu\text{H}$



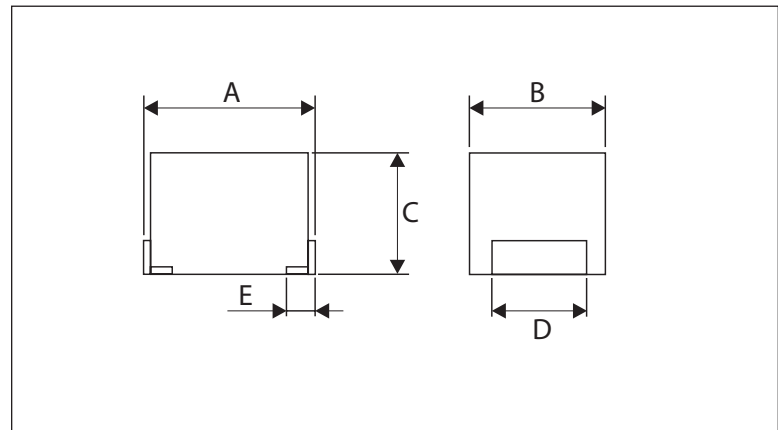
### SPECIFICATIONS

Please specify tolerance code when ordering.  
CTMC2220F-122\_ ← J =  $\pm 5\%$ , K =  $\pm 10\%$

Part Number	Inductance ( $\mu\text{H}$ )	L Test Freq. (MHz)	Q Fact. Min.	Q Test Freq. (MHz)	SRF Min. (MHz)	DCR Max. ( $\Omega$ )	Rated DC (mA)
CTMC2220F-122_	1200	.252	20	.252	1.5	17	75
CTMC2220F-152_	1500	.252	20	.252	1.4	20	70
CTMC2220F-182_	1800	.252	20	.252	1.3	30	60
CTMC2220F-222_	2200	.252	20	.252	1.2	35	55
CTMC2220F-272_	2700	.252	20	.252	1.1	55	45
CTMC2220F-332_	3300	.252	20	.252	1.0	60	40
CTMC2220F-392_	3900	.252	20	.252	1.0	70	38
CTMC2220F-472_	4700	.252	20	.252	0.9	78	36
CTMC2220F-562_	5600	.252	20	.252	0.8	85	33
CTMC2220F-682_	6800	.252	20	.252	0.7	110	30
CTMC2220F-822_	8200	.252	20	.252	0.6	125	28
CTMC2220F-103_	10000	.0796	15	.0796	0.5	150	25

### PHYSICAL DIMENSIONS

Size	A Max.	B Max.	C Max.	D	E
mm	5.9	5.2	4.2	4 $\pm$ 0.2	0.7 $\pm$ 0.2
inches	0.232	0.205	0.165	0.157 $\pm$ 0.008	0.028 $\pm$ 0.008



### CHARACTERISTICS

**Description:** Ferrite core, wire-wound molded chip inductor

**Applications:** TV's, VCR's, disk drives, computer peripherals, telecommunication devices and electronic control boards for automobiles

**Operating Temperature:** -25°C to +85°C

**Inductance Tolerance:**  $\pm 5\%$ ,  $\pm 10\%$

**Testing:** Inductance and Q are tested on an HP4285A at specified frequency

**Packaging:** Tape & Reel

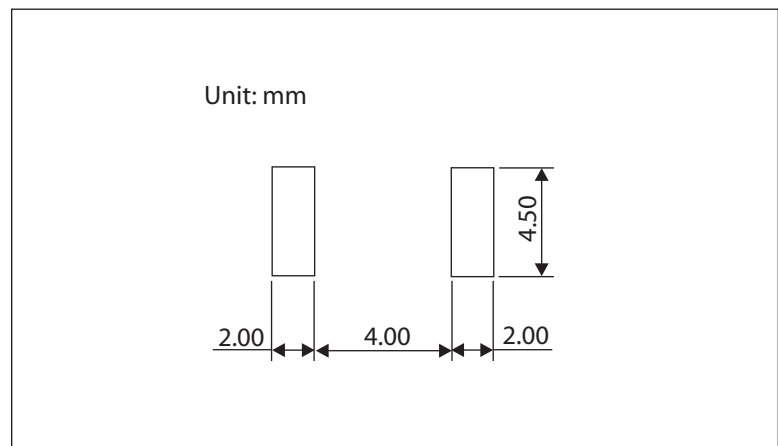
**Part Marking:** Inductance code.

**Miscellaneous:** RoHS Compliant.

**Additional Information:** Additional electrical & physical information available upon request

**Samples available. See website for ordering information.**

### LAND PATTERN



12.09.08