

1

2

3

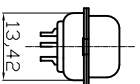
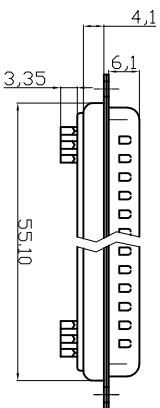
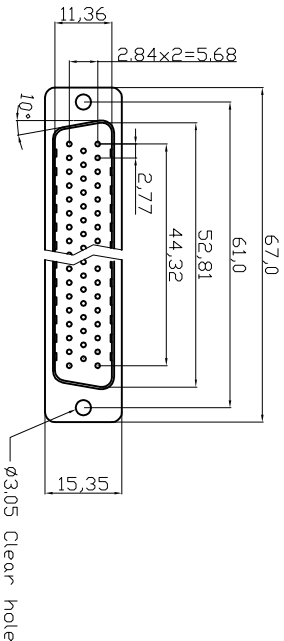
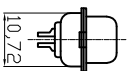
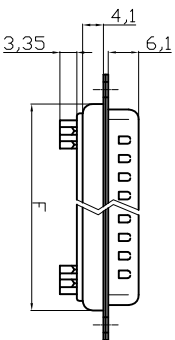
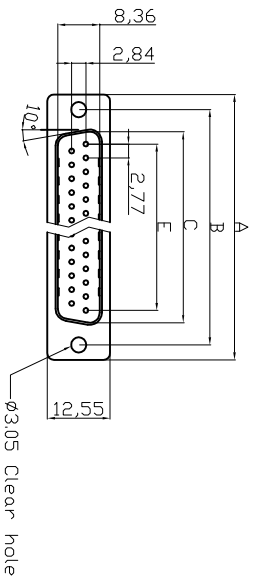
4

5

6

7

Male



Product Specification
Material

Insulator : Glass-Filled Thermoplastic PBT, UL94V-0,White
 Contact : Copper alloy, Gold flash selective gold
 Shell: SPCC
 Clinch Nut : Brass, Nickel Plated
 Screwlock : Brass, Nickel Plated

Electrical

Contact Resistance : 20 milliohms Max at 1 AMP DC.
 Insulation Resistance : 1000 megohms at 500 VDC
 Dielectric Withstanding Voltage : 1000 VAC/rms 60Hz for 1 minute
 Current Rating : 3 AMP
 Voltage Rating : 250 VAC/rms 60Hz
 Ⓢ OPERATING TEMPERATURE:-55°C+105°C
 Order Code:

A-Dx xx LLZ
 Contact style: LLZ - Selective gold*
 F - Female
 S - Male
 No. of Contacts
 09 / 15 / 29 / 37
 * Quality class III

Dimensions

Positions	A	B	C	E	F
9	30.81	24.99	16.92	11.08	19.20
15	39.20	33.30	25.25	19.39	27.70
25	53.04	47.04	38.96	33.24	41.10
37	69.40	63.50	55.42	49.86	57.30

50 Positions

ROHS compliant
 Unit: mm

Scale	Free				
TOLERANCE					
X.	±0.38				
X.X	±0.25				
X.XX	±0.13				
DIM					
X.	±3°	Ⓢ	Update operation temperature range	13.05.2014	Winnie
X.X°	±1.0°	Ⓢ	Drawn	15.08.2012	Lucas
Angle	TOL	Id.	Modification	Date	Name

Customer-No.

ASSMANN WSW-No.

A-Dx xx LLZ

Drawing-No.

ASS 4884 CO

rev01



Replace

Sheet 1/2

1

2

3

4

5

6

7

H

G

F

E

D

C

B

A

H

G

F

E

D

C

B

A

1

2

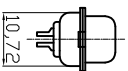
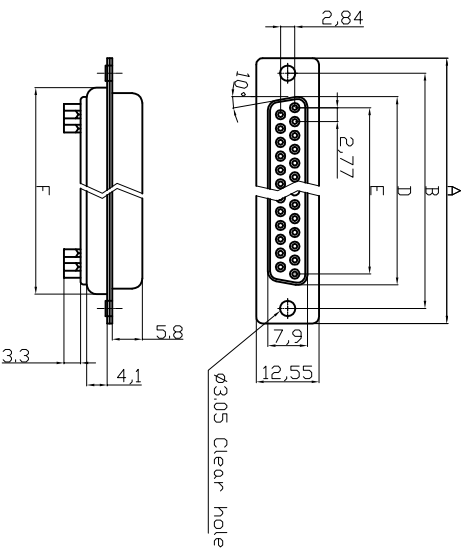
3

4

5

6

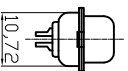
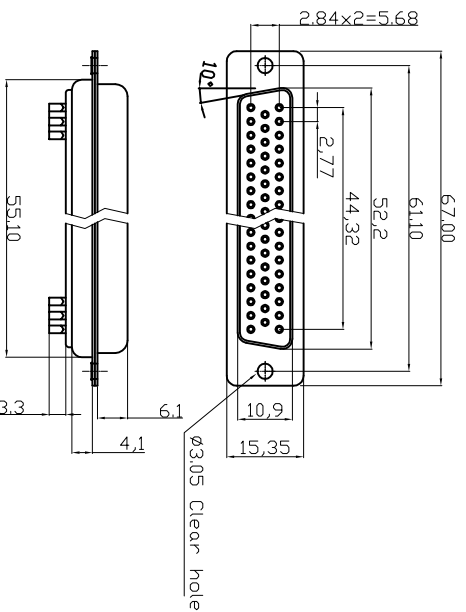
7

Female

Product Specification

Material
 Insulator : Glass-Filled Thermoplastic PBT, UL94V-0, White
 Contact : Brass or Phosphor Bronze, Gold flash selective gold plating
 Shell : Steel, refer to ordering information for plating
 Clinch Nut : Brass, Nickel Plated
 Boardlock : Brass, Nickel Plated
 Screwlock : Brass, Nickel Plated

Electrical
 Contact Resistance : 20 milliohms Max at 1 AMP DC,
 Insulation Resistance : 1000 megohms at 500 VDC
 Dielectric Withstanding Voltage : 1000 VAC/rms 60Hz for 1 minute
 Current Rating : 3 AMP
 Voltage Rating : 250 VAC/rms 60Hz
 Operating Temperature : -55°C+105°C



Dimensions	A	B	D	E	F
Positions					
9	30.81	24.99	16.33	11.08	19.20
15	39.20	33.30	24.70	19.39	27.70
25	53.05	47.04	38.40	33.24	41.10
37	69.40	63.50	54.84	49.86	57.30

50 Positions

ROHS compliant
 Unit:mm

Scale	Free				
TOLERANCE					
X.	±0.38				
X.X	±0.25				
X.XX	±0.13				
DIM					
TOL					
X.°	±3°	①	Update operation temperature range	13.05.2014	Winnie
X.X°	±1.0°	②	Drawn	15.08.2012	Lucas
Angle	TOL	Id.	Modification	Date	Name

Customer-No.

ASSMANN WSW-No.

A-Dx xx LL/Z

Drawing-No.

ASS 4884 CO

rev01

ASSMANN
 WSW components

Replace

Sheet
2/2

1

2

3

4

5

6

7

H

G

F

E

D

C

B

A

H

G

F

E

D

C

B

A