



actual size

SMD Quartz Crystal · JXS42

4 Pad Version · 4.0 x 2.5 mm

- ± 10 ppm type available
- ceramic / metal package
- wave soldering temperature: 260 °C max.



General Data

type	JXS42	
frequency range	12.0 ~ 12.99 MHz	(others on request)
frequency tolerance at 25 °C	± 10 ppm / ± 30 ppm	
load capacitance C_L	12 pF standard	(option: 8 pF ~ 30 pF / series)
shunt capacitance C_0	< 5 pF	
storage temperature	-40 °C ~ +90 °C	
drive level max.	100 µW	
aging	< ± 3 ppm first year	

ESR (series resistance Rs)

frequency in MHz	vibration mode	ESR max. in Ω	ESR typ. in Ω
12.0 ~ 12.999	fund. - AT	100	45
13.0 ~ 18.999	fund. - AT	80	40
19.0 ~ 24.999	fund. - AT	60	25
25.0 ~ 29.999	fund. - AT	50	25
30.0 ~ 39.999	fund. - AT	50	20
40.00 ~ 50.00	fund. - AT	40	20

Frequency Stability vs. Temperature

		± 10 ppm	± 15 ppm	± 20 ppm	± 30 ppm	± 50 ppm
-20 °C ~ +70 °C	STD.	○	○	○	●	○
-40 °C ~ +85 °C	T1		○	○	○	●

● standard
○ available

Marking

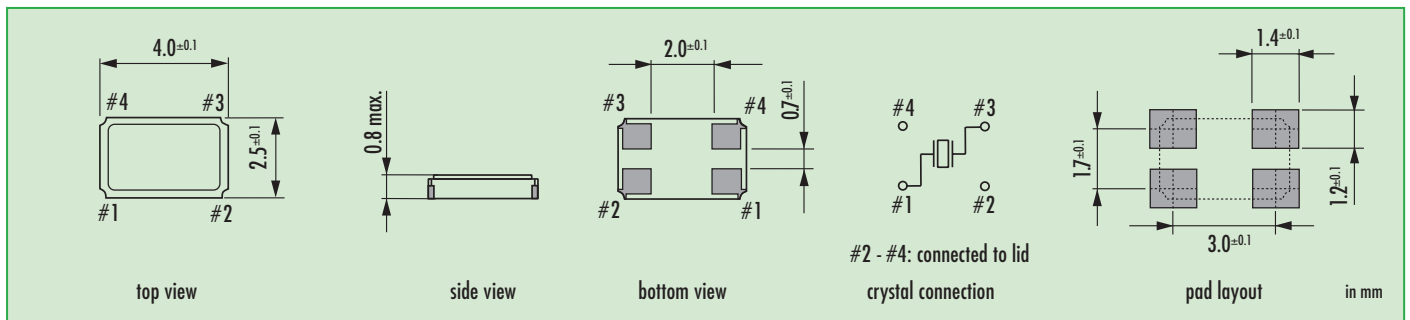
frequency with load capacitance code
company code / date code / internal code

date code: year/month
example: 6A = 2006 January

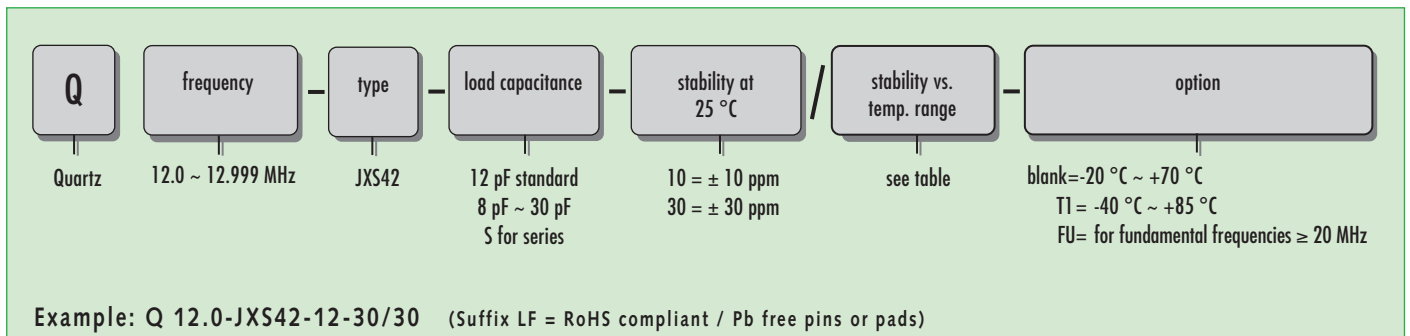
Jan.	Febr.	Mar.	Apr.	May	June
A	B	C	D	E	F

July	Aug.	Sept.	Oct.	Nov.	Dec.
G	H	J	K	L	M

Dimensions

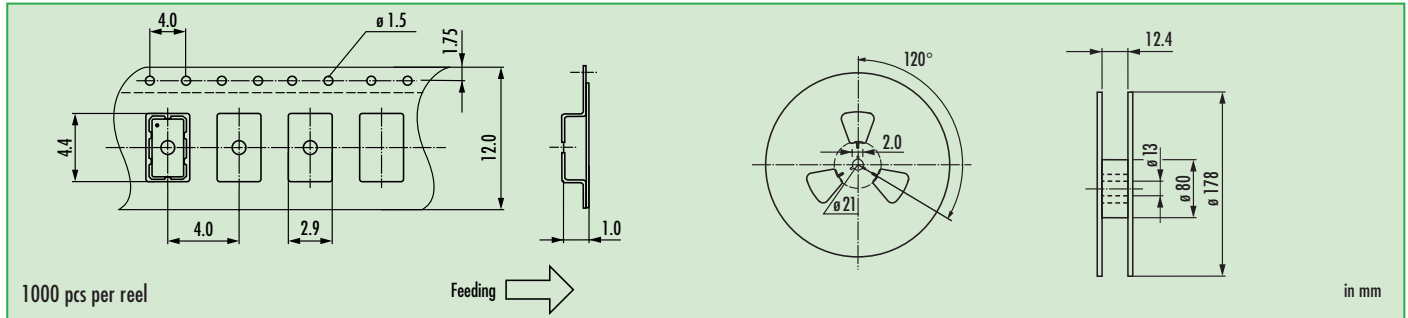


Order Information

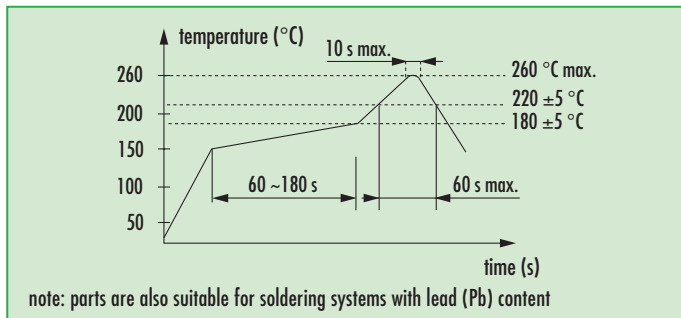


SMD Quartz Crystal · JXS42

Taping Specification



Reflow Soldering Profile



Load Capacitance Codes

8 pF: k	14 pF: x	22 pF: g	series: s
9 pF: n	15 pF: j	24 pF: d	T: 3rd OT
10 pF: h	16 pF: b	25 pF: r	
11 pF: l	17 pF: t	27 pF: w	
12 pF: a	18 pF: f	30 pF: .	
13 pF: v	20 pF: c		

example 20.0 MHz / 12 pF: 20a00