


HIGH CURRENT PLANAR TRANSFORMER



HP30 SERIES



- High Current, Flat Wire Planar Transformer
- Superior heat dissipation compared with traditional designs
- Rated Power: 500W - 1000W, Full Bridge
- Hi-pot: 2.5KVrms (Pri to Sec), 500Vrms (winding to core)
- Operating Temperature -40°C to +130°C
- RoHS Compliant Product
- Custom Design Available

ELECTRICAL PARAMETERS @ 25°C

PART NUMBER	OCL (1-2) (μ H MIN)	LEAKAGE L (1-2) (μ H MAX)	TURNS RATIO PRI : SEC $\pm 5\%$	DCR (1-2) (m Ω MAX)	DCR (3-5) (m Ω MAX)	SRF (1-2) (MHz MIN)	SEC PINS (mm)
HP30-11	5.0	0.5	1 : 1	1.0	1	2.0	1.20x5.0
HP30-12	5.0	0.5	1 : 2	1.0	3	2.0	0.60x5.0
HP30-13	5.0	0.5	1 : 3	1.0	5	2.0	0.55x5.0
HP30-14	5.0	0.5	1 : 4	1.0	8	2.0	0.40x4.5
HP30-15	5.0	0.5	1 : 5	1.0	10	2.0	0.40x4.5
HP30-16	5.0	0.5	1 : 6	1.0	12	2.0	0.35x4.5

- Note:**
1. Inductance measured at 1MHz, 1Vrms
 2. Leakage Inductance measured at 1MHz, 1Vrms (3-5 shorted)
 3. Polarity: 1 & 5 are in phase
 4. ET Max (1-2): 60V- μ S

SWITCHING FREQUENCY (KHz)	OUTPUT POWER MAX (Watts)	INPUT VOLTAGE MAX (V)	INPUT CURRENT MAX (A)	OUTPUT VOLTAGE VS. CURRENT (V / A)	MAX TEMP RISE (°C)
250	600	50	25	ref Turns Ratio	50
500	960	80	25	ref Turns Ratio	50
1000	1500	120	25	ref Turns Ratio	50

Product performance is limited to specified parameters. Data is subject to change without prior notice.

Tel: 310-325-1043
Fax: 310-325-1044

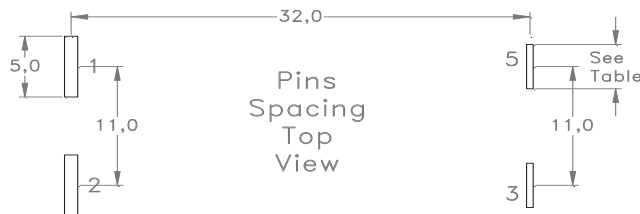
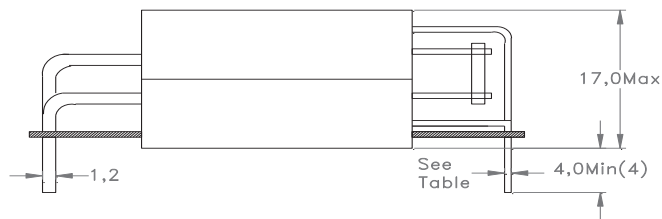
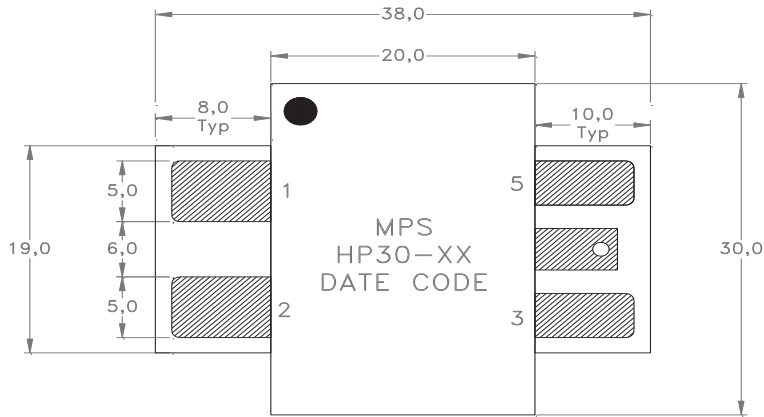
www.mpsind.com
sales@mpsind.com

HIGH CURRENT PLANAR TRANSFORMER

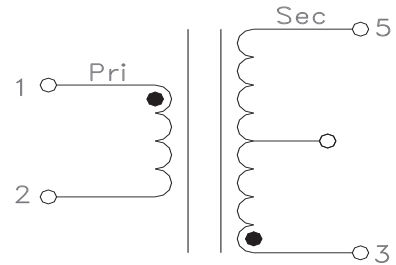


HP30 SERIES

DIMENSIONS (mm)



SCHEMATIC



Product performance is limited to specified parameters. Data is subject to change without prior notice.

Tel: 310-325-1043
Fax: 310-325-1044

Dimensions
Unless otherwise specified, all tolerances are:
inch: .XX : ± 0.015 .XXX : ± 0.005
mm: X.X : ± 0.38 X,XX : ± 0.13

www.mpsind.com
sales@mpsind.com