

TO-92S Plastic-Encapsulate Transistors

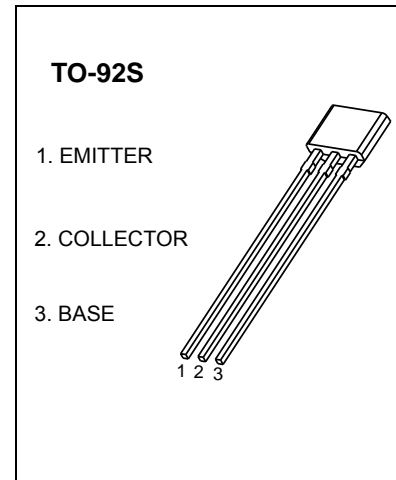
2SD2470 TRANSISTOR (NPN)

FEATURES

- Low Saturation Voltage

MAXIMUM RATINGS (T_a=25°C unless otherwise noted)

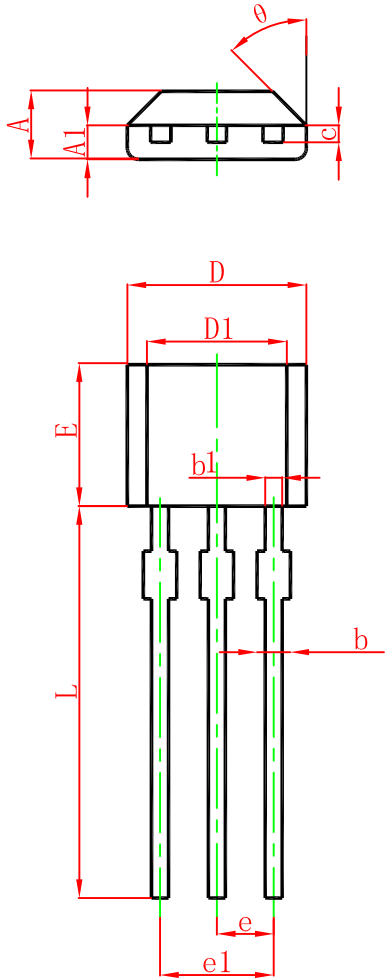
Symbol	Parameter	Value	Unit
V _{CB0}	Collector-Base Voltage	15	V
V _{CE0}	Collector-Emitter Voltage	10	V
V _{EB0}	Emitter-Base Voltage	8	V
I _C	Collector Current –Continuous	5	A
P _C	Collector Power Dissipation	400	mW
T _J	Junction Temperature	150	°C
T _{stg}	Storage Temperature	-55-150	°C



ELECTRICAL CHARACTERISTICS (T_a=25°C unless otherwise specified)

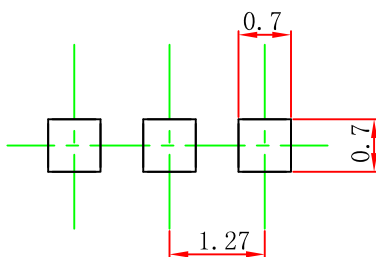
Parameter	Symbol	Test conditions	Min	Typ	Max	Unit
Collector-base breakdown voltage	V _{(BR)CBO}	I _C =50μA, I _E =0	15			V
Collector-emitter breakdown voltage	V _{(BR)CEO}	I _C =1mA, I _B =0	10			V
Emitter-base breakdown voltage	V _{(BR)EBO}	I _E =50μA, I _C =0	8			V
Collector cut-off current	I _{CBO}	V _{CB} =10V, I _E =0			0.1	μA
Emitter cut-off current	I _{EBO}	V _{EB} =8V, I _C =0			0.5	μA
DC current gain	h _{FE}	V _{CE} =2V, I _C =2A	270		820	
Collector-emitter saturation voltage	V _{CE(sat)}	I _C =3A, I _B =0.1A			0.5	V
Transition frequency	f _T	V _{CE} =6V, I _C =50mA, f=100MHz		170		MHz
Collector output capacitance	C _{ob}	V _{CB} =10V, I _E =0, f=1MHz		30		pF

TO-92S Package Outline Dimensions



Symbol	Dimensions In Millimeters		Dimensions In Inches	
	Min.	Max.	Min.	Max.
A	1.420	1.620	0.056	0.064
A1	0.660	0.860	0.026	0.034
b	0.330	0.480	0.013	0.019
b1	0.400	0.510	0.016	0.020
c	0.330	0.510	0.013	0.020
D	3.900	4.100	0.154	0.161
D1	2.280	2.680	0.090	0.106
E	3.050	3.250	0.120	0.128
e	1.270 TYP.		0.050 TYP.	
e1	2.440	2.640	0.096	0.104
L	15.100	15.500	0.594	0.610
θ	45° TYP.		45° TYP.	

TO-92S Suggested Pad Layout



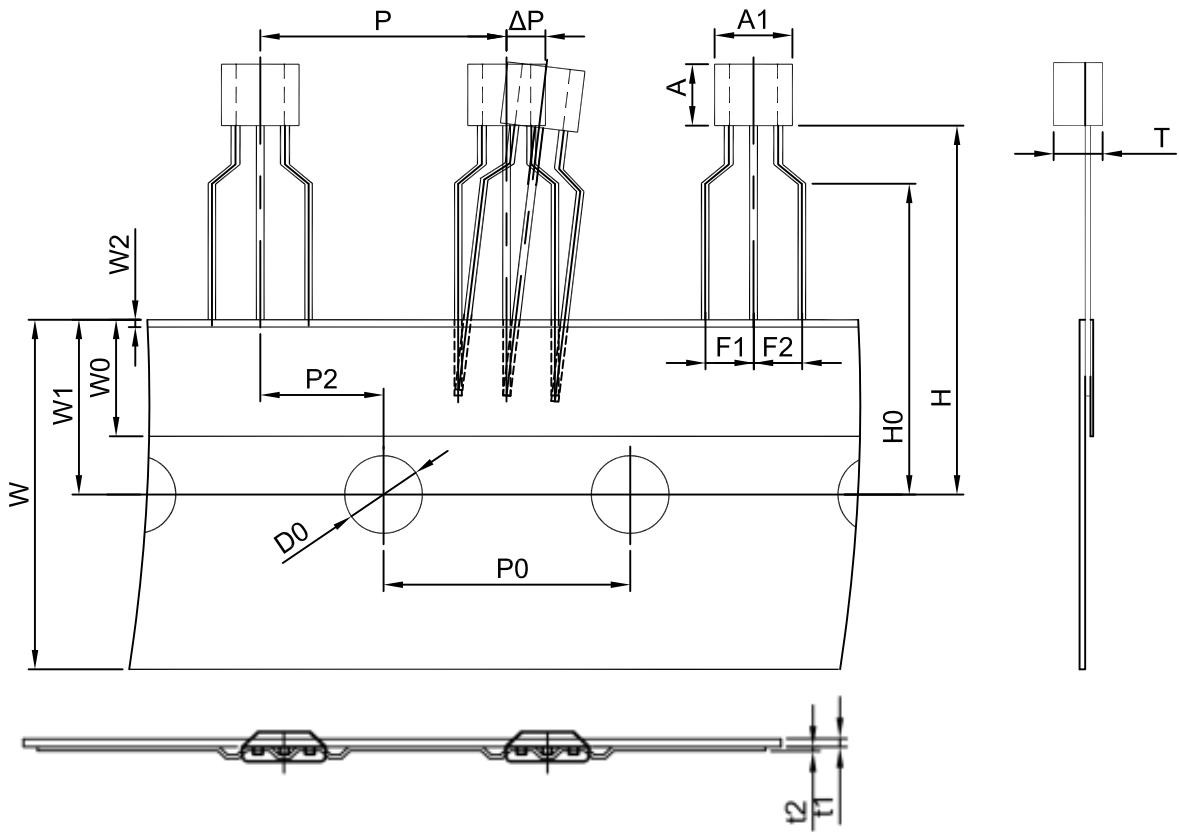
Note:

1. Controlling dimension: in millimeters.
2. General tolerance: ± 0.05 mm.
3. The pad layout is for reference purposes only.

NOTICE

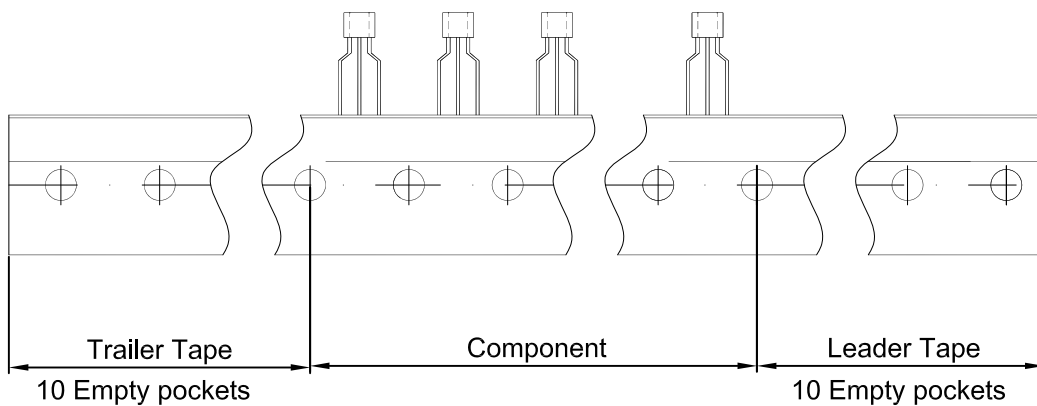
JCET reserve the right to make modifications, enhancements, improvements, corrections or other changes without further notice to any product herein. JCET does not assume any liability arising out of the application or use of any product described herein.

TO-92S PACKAGE TAPEING DIMENSION



Dimensions are in millimeter

A1	A	T	P	P0	P2	F1	F2	W
4.0	3.15	1.52	12.7	12.7	6.35	2.5	2.5	18.0
W0	W1	W2	H	H0	D0	t1	t2	ΔP
6.0	9.0	1.0	19.0	16.0	4.0	0.4	0.2	0



Package	Box	Box Size(mm)	Carton	Carton Size(mm)
TO-92S	3000 pcs	333×162×43	30,000 pcs	350×340×250