REVISION

M	BR	D MCCARTIN
12/6/2007	ECN-83834	

REDRAW IN SOLIDWORKS; ADD MATERIAL BLOCK; MATERIAL BLOCK: CHG "INSULATOR: VALOX..." TO "INSULATOR: BLACK PBT"; CHG "CONTACT #25..." TO "CONTACT: HEAT TREATED BECU"; PART CALLOUT: ADD "-SR OPTION; ADD FIG. 3; END VIEW: CHG 2° MAX SWAY REF TO 2° MAX SWAY (TYP); UPDATE CRITICAL MARKERS TO CURRENT STANDARD

N	CP	J REID
6/23/2008	ECN-93137	

STRAIN RELIEF VIEW: CHG NOTE FROM "NOT RELEASED FOR PRODUCTION" TO "RELEASED FOR PRODUCTION ONLY POSITIONS -02 THRU -20."

P	CP	J REID
12/19/2008	ECN-102776	

FIG.3: RELEASE FOR PRODUCTION - SR POSITIONS 21 THRU 25.

NOTES:

1. RETENTION FORCE IN BODY TO BE 1/2 LB MIN.
2. OPTIONAL POLARIZING KEY NOT AVAILABLE ON -02 AND -03 POSITIONS.
3. Ⓒ REPRESENTS A CRITICAL DIMENSION FOR STATISTICAL PROCESS CONTROL

TCSD-XX-XX-X-X-XXX

No OF POSITIONS, PER ROW
-02 THRU -25

LEAD STYLE
-01: USE C-57-X

OPTIONS
-L: LIGHT PLATING (USE C-57-L)
-F: FLASH SELECTIVE GOLD (USE C-57-F)
(LEAVE BLANK FOR STANDARD PLATING AND USE C-57-S)

OPTION
-P"XX": POLARIZED MATING (USE PK-07-N, SEE FIG. 1)
-SR: STRAIN RELIEF (SEE FIG. 3)

OPTION
-N: (SEE NOTE 2)
USE TFB-XX-D-P, LEAVE BLANK FOR STANDARD AND USE TFB-XX-D)

FIG. 2
(TCSD-XX-01-X-N SHOWN)

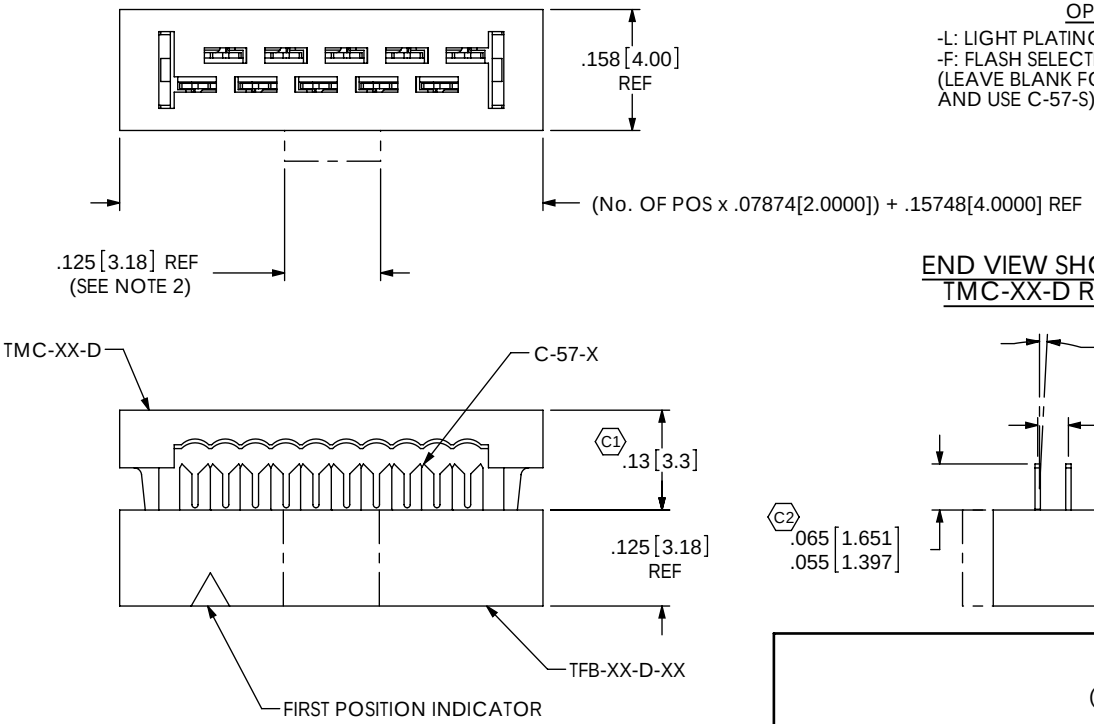

END VIEW SHOWN WITH TMC-XX-D REMOVED

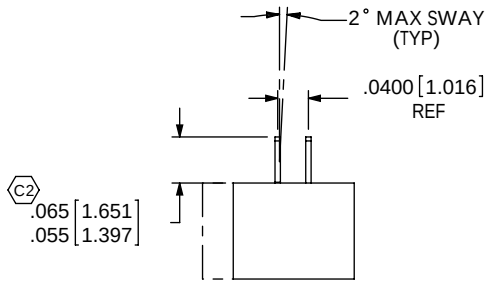

PACKAGE PARTS IN TUBE AS SHOWN

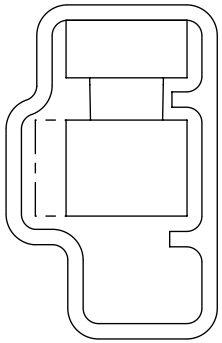

PACKAGING NOTES:
1. PARTS TO BE POSITIONED IN TUBE WITH #1 POSITION SAME DIRECTION AS ARROW.
2. USE PT-1-24-01-33 AND (2) TP-03.

P FIG. 3
(TCSD-XX-XX-X-X-XSR)
(SAME AS FIG. 2, DIFFERENT AS SHOWN)

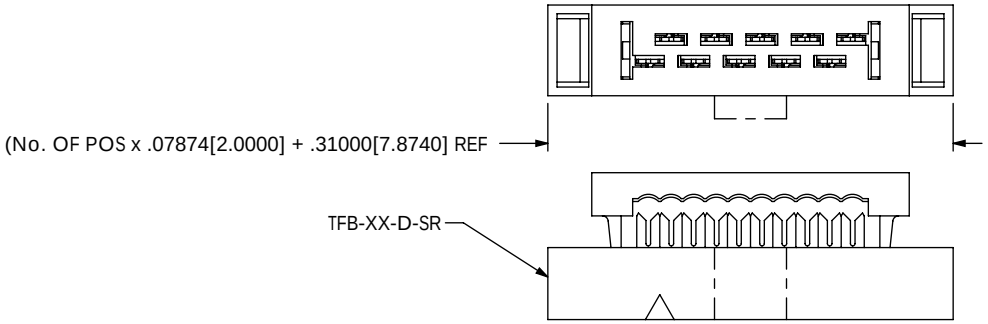

FIG.1
-P"XX": POLARIZED MATING
XX= POSITION NO.
INSERT POLARIZING KEY PART NO. PK-07-N INTO SPECIFIED POSITION -XX.

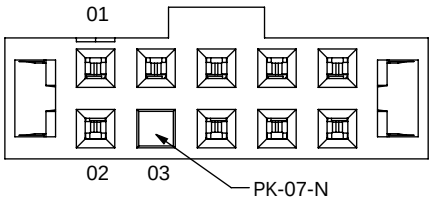

UNLESS OTHERWISE SPECIFIED, DIMENSIONS ARE IN INCHES.
TOLERANCES ARE:
DECIMALS
.XX: ±.01 [.3]
.XXX: ±.005 [.13]
.XXXX: ±.0020 [.051]
ANGLES
2°

PROPRIETARY NOTE
THIS DOCUMENT CONTAINS INFORMATION CONFIDENTIAL AND PROPRIETARY TO SAMTEC, INC. AND SHALL NOT BE REPRODUCED OR TRANSFERRED TO OTHER DOCUMENTS OR DISCLOSED TO OTHERS OR USED FOR ANY PURPOSE OTHER THAN THAT WHICH IT WAS OBTAINED WITHOUT THE EXPRESSED WRITTEN CONSENT OF SAMTEC, INC.

samtec
520 PARK EAST BLVD, NEW ALBANY, IN 47150
PHONE: 812-944-6733 FAX: 812-948-5047
e-Mail: info@SAMTEC.com code: 55322

MATERIAL: DO NOT SCALE DRAWING SHEET SCALE: 4:1
INSULATOR: BLACK PBT
CONTACT: HEAT TREATED BeCu

DESCRIPTION: 2MM FEMALE IDC ASSEMBLY

DWG. NO. TCSD-XX-XX-X-X-XXX

BY: B RAY 11/19/2007 SHEET 1 OF 1

F:\dwg\sw\Exisprod\Assembly\Cable\TCSDSUB.SLDDRW