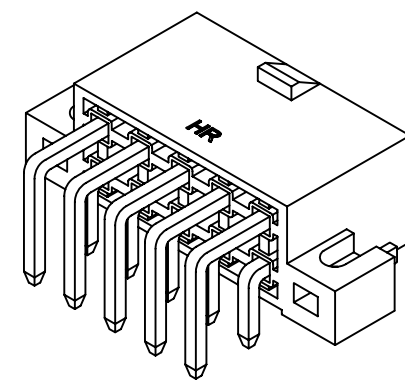
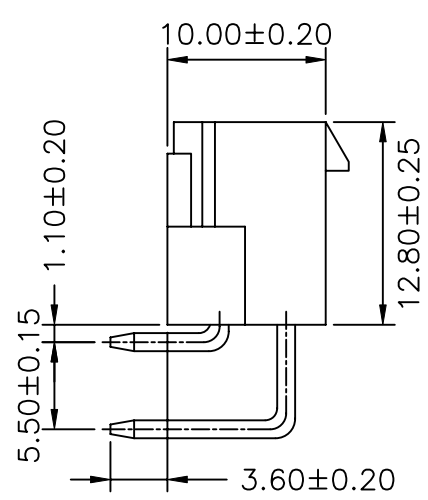
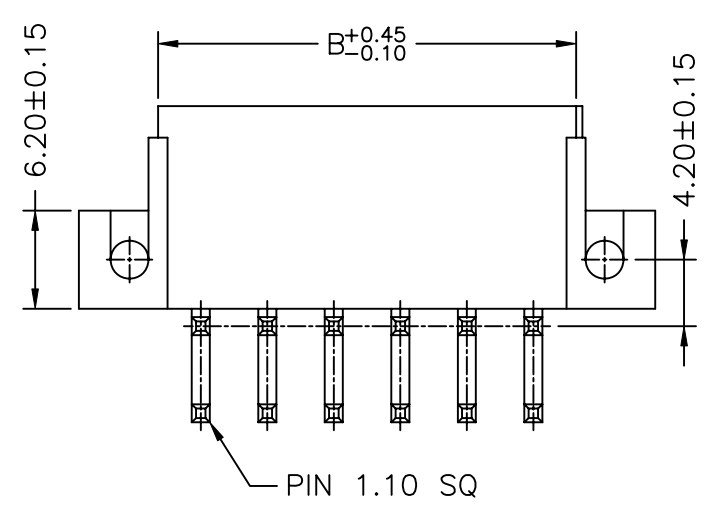


P.C.B LAYOUT

P/N LEGEND

	C4255	WR	E	2	XNP	XXX			
①	Series No.	②	Connector type: WR=Right angel	③	Mounting type: E=With ears	④	No. of circuits	⑤	Option code:
Blank=Material: Nylon 66,UL94V-2									
Color:Natural(Translucent)									
V0=Material: Nylon 66,UL94V-0									
Color:White									

SPECIFICATIONS
 Current Rating: 9A AC,DC
 Voltage Rating: 600V AC,DC
 Temperature Range: -25°C ~ +85°C
 Contact Resistance: 10mΩ Max
 Insulation Resistance: 1000MΩ Min
 Withstanding Voltage: 1500V AC/minute
 Pin Material: Brass/Tin-plated



Circuit No.	Dimensions	
	A	B
2X01P	---	5.40
2X02P	4.20	9.60
2X03P	8.40	13.80
2X04P	12.60	18.00
2X05P	16.80	22.20
2X06P	21.00	26.40
2X07P	25.20	30.60
2X08P	29.40	34.80
2X09P	33.60	39.00
2X10P	37.80	43.20
2X11P	42.00	47.40
2X12P	46.20	51.60

						燦達電子工業股份有限公司 JOINT TECH ELECTRONIC IND. CO., LTD.	
UNIT	SCALE	SHEET	TITLE:				
mm	1 : 1	1 of 2	4.20mm PITCH 90° WAFER WITH EAR, MINI-FIT				
DRAWN BY	APPROVED BY						
董正一	董正一		DRAW NO. : C4255WR-E-2XNP				
2001.02.01	2001.02.01		REV. B2				
GENERAL TOLERANCE			ANGLE±				
B2	EN1512210001	2015.12.21	郭木恩	X.X±0.25			
B1	EN1404170004	2014.04.17	郭木恩	X.XX±0.15			
REV.	DESCRIPTION	DATE	NAME	X.XXX±0.05			