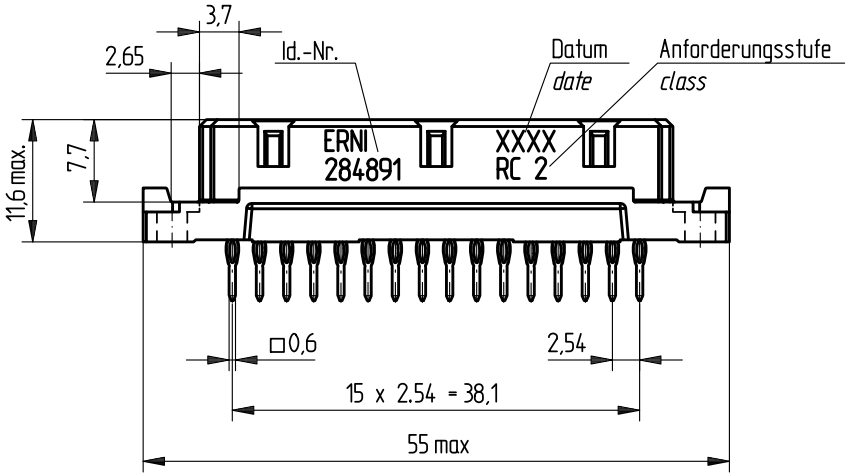


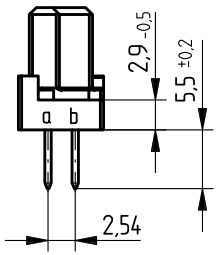


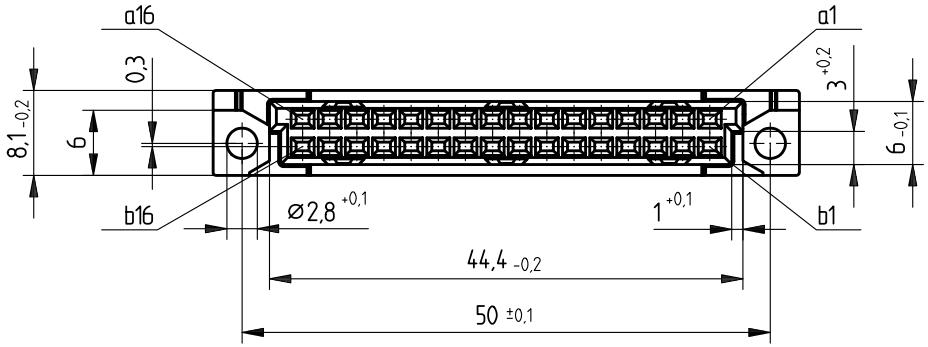


## Bestückungsplan / *contact layout*

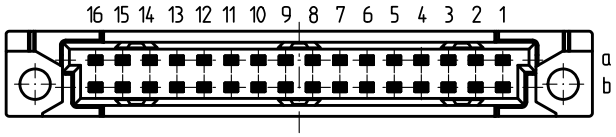


■ bestückt / *assemble*

## Leiterplatten-Lochbild / *PCB drillhole pattern*

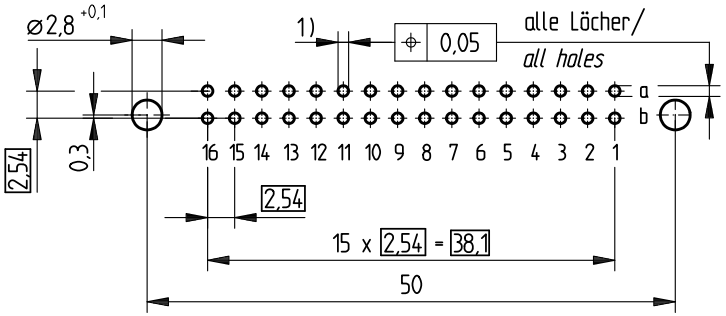


Elastische Einpresszone mit Übergabesteckzone /
*compliant pressfit zone with mating transfer zone*

Isolierwerkstoff / *housing material* : PBT GF30

Bauart 7 / *type 7*

Anforderungsstufe 2 = 400 Steckzyklen / *performance class 2 = 400 mating cycles*

Fehlende Masse und Angaben nach IEC 60 603-2 / DIN EN 60 603-2

*Missing information and dimensions per IEC 60 603-2 / DIN EN 60 603-2*

Schichtaufbau im metallisierten Loch siehe Zeichnung 164062 / Nr.6

*diameter of drilled hole see drawing 164062 / No.6*

1) ⌀ 1,0 $^{+0,09}_{-0,06}$ Durchmesser des metallisierten Loches

*⌀ 1,0 $^{+0,09}_{-0,06}$ Diameter of finished plated-through hole*

Consider protection memo from DIN 34

| | | | |
|---|---|---|---|
| Information: | Tolerances / All Dimensions in mm | Scale 2:1 | |
| All rights reserved. Only for information. To insure that this is the latest version of this drawing, please contact one of the ERNI companies before using. | Subject to modification without prior notice. Drawing will not be updated. | Designation<br>Federleiste B/2, 32 EE<br>*Fem. Connector B/2, Pressfit* | |
| | ERNI www.ERNI.com | 284891 | 1 |
| Index / Date | V:00064176.SZA | STVB/2 | |