


**Force Guided Relay on DIN-rail SR2 Z**

- 2 pole relay with force guided contacts according to EN50205
- DIN rail mounting

Typical applications  
contact monitoring in railway, elevator and machine controls



**Approvals**

Relay SR2M: VDE, UL, TUV, CQC  
Module SR2Z: CE  
Technical data of approved types on request

**Contact Data**

Contact arrangement	2 form C (CO) contacts
According to EN50205 only 1NO / 1NC (11-14 and 22-21 or 12-11 and 21-24) shall be used as force guided contacts.	
Rated voltage	250VAC
Max. switching voltage	250VAC
Rated current	6A
Contact material	AgNi
Contact style	single contact, force guided
1 form A + B, 1 NO + 1NC	type A according to EN 50205
2 form C, 2CO	type B according to EN 50205
Min. recommended contact load	5V/10mA
Initial contact resistance	≤100mΩ at 1A, 24VDC ≤20Ω at 10mA, 5VDC
Frequency of operation, with/without load	6/300min <sup>-1</sup>
Contact ratings, IEC60947-5-1, on 1 form A (NO) contact	AC15-3A DC13-6A
Mechanical endurance	10x10 <sup>6</sup> operations

**Coil Data**

Coil voltage range	24VDC
Operative range, % of rated coil voltage	90 to 110% of U <sub>rtid</sub>
Release voltage (+23°C)	10% of U <sub>rtid</sub>
Limiting voltage, % of rated coil voltage	110%
Max. coil power	700mW
Input circuit	LED

**Insulation Data**

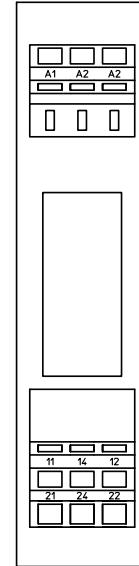
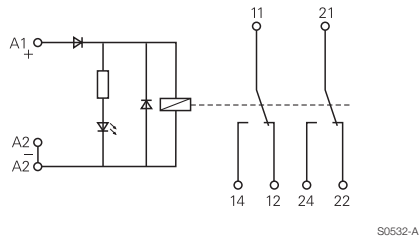
Initial dielectric strength	
between open contacts	1500V <sub>rms</sub>
between contact and coil	4000V <sub>rms</sub>
between adjacent contacts	2000V <sub>rms</sub>
Clearance/creepage	
between open contacts	microdisconnection
between contact and coil	≥8/8mm
between adjacent contacts	≥1/1mm
Insulation to EN 50178, type of insulation	
between contact and coil	reinforced
between adjacent contacts	basic

**Other Data**

Material compliance: EU RoHS/ELV, China RoHS, REACH, Halogen content refer to the Product Compliance Support Center at <a href="http://www.te.com/customer-support/rohssupportcenter">www.te.com/customer-support/rohssupportcenter</a>	
Ambient temperature range	
for mounting/handling	0 to 40°C
in operation	-25 to 50°C
Terminal type	screwless clamp connectors
Wire cross section	
solid wire	2.5mm <sup>2</sup>
stranded wire	2.5mm <sup>2</sup>
stranded wire with bootlace crimp	1.5mm <sup>2</sup>
Mounting position	any
Weight	50g
Packaging unit	2

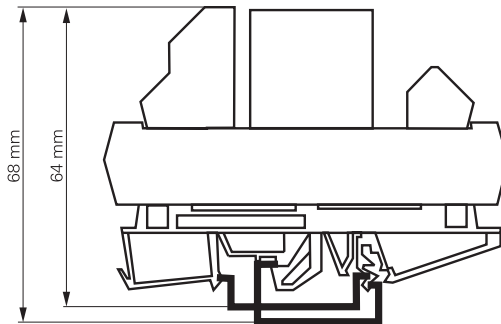
**Force Guided Relay on DIN-rail SR2 Z (Continued)**

**Terminal assignment**



**Dimensions**

Module width 20 mm  
Module length 87 mm



Fit onto mounting rails according to  
DIN EN 60175

**Product code structure**

Typical product code **SR2Z** **Y** **024**

**Type**

**SR2Z** Relay with force guided contacts on DIN-rail SR2 Z

**Contact configuration**

**Y** 2 form C (CO) contacts

**Coil**

DC Coil code = rated coil voltage (e.g. 024=24 VDC)

Other types on request

Product code	Type	Contact configuration	Coil	Part number
SR2ZY024	2-pole module	2 form C (CO) contacts	24VDC	9-1415536-1