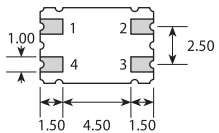
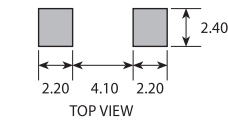
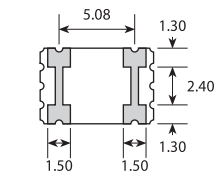
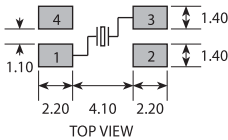


GSX-1A

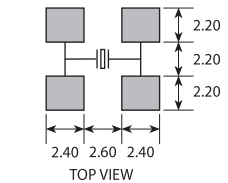
SOLDER PAD LAYOUTS



GSX-1B



GSX-1C



Features

- ▣ Ceramic SM package
- ▣ Fundamental mode up to 50.0MHz
- ▣ Low cost for volume applications
- ▣ Large stocks of standard frequencies

Specifications

GSX-1A: 2 pads, opposite ends

GSX-1B: 4 pads, diagonal connections

GSX-1C: 2 pads, 5.08mm pitch

Parameters	Variant			Option Codes	
	A	B	C		
Package:	GSX-1A GSX-1B GSX-1C	<input checked="" type="checkbox"/>	<input checked="" type="checkbox"/>	<input checked="" type="checkbox"/>	
Frequency range:	5.0 ~ 84.0MHz	<input checked="" type="checkbox"/>	<input checked="" type="checkbox"/>	<input checked="" type="checkbox"/>	
Calibration tolerance:	±30ppm ±50ppm Other (±20ppm ~ ±100ppm)	<input type="checkbox"/> <input checked="" type="checkbox"/> <input type="checkbox"/>	<input type="checkbox"/> <input checked="" type="checkbox"/> <input type="checkbox"/>	<input type="checkbox"/> <input checked="" type="checkbox"/> <input type="checkbox"/>	3 5 specify
Temperature stability:	±30ppm ±50ppm ±100ppm ±20ppm ~ ±100ppm	<input type="checkbox"/> <input checked="" type="checkbox"/> <input type="checkbox"/> <input type="checkbox"/>	<input type="checkbox"/> <input checked="" type="checkbox"/> <input type="checkbox"/> <input type="checkbox"/>	<input type="checkbox"/> <input checked="" type="checkbox"/> <input type="checkbox"/> <input type="checkbox"/>	3 5 C specify
Operating temperature range:	-10 to +60°C -20 to +70°C -40 to +85°C other	<input checked="" type="checkbox"/> <input type="checkbox"/> <input type="checkbox"/> <input type="checkbox"/>	<input checked="" type="checkbox"/> <input type="checkbox"/> <input type="checkbox"/> <input type="checkbox"/>	<input checked="" type="checkbox"/> <input type="checkbox"/> <input type="checkbox"/> <input type="checkbox"/>	1 2 4 specify
Circuit condition:	12pF 16pF 18pF 20pF 30pF Series resonant other values	<input type="checkbox"/> <input checked="" type="checkbox"/> <input type="checkbox"/> <input type="checkbox"/> <input type="checkbox"/> <input type="checkbox"/> <input type="checkbox"/>	<input type="checkbox"/> <input checked="" type="checkbox"/> <input type="checkbox"/> <input type="checkbox"/> <input type="checkbox"/> <input type="checkbox"/> <input type="checkbox"/>	<input type="checkbox"/> <input checked="" type="checkbox"/> <input type="checkbox"/> <input type="checkbox"/> <input type="checkbox"/> <input type="checkbox"/> <input type="checkbox"/>	B D E F J S specify
Oscillation mode:	Fundamental (6.0 ~ 50.0MHz) 3rd overtone (28.1 ~ 50.0MHz) 3rd overtone (50.1 ~ 67.0MHz)	<input checked="" type="checkbox"/> <input type="checkbox"/> <input checked="" type="checkbox"/>	<input checked="" type="checkbox"/> <input type="checkbox"/> <input checked="" type="checkbox"/>	<input checked="" type="checkbox"/> <input type="checkbox"/> <input checked="" type="checkbox"/>	F 3 3
Static capacitance (C ₀):	7pF max	<input checked="" type="checkbox"/>	<input checked="" type="checkbox"/>	<input checked="" type="checkbox"/>	
Equivalent series resistance (max):	80Ω (5.0 ~ 7.99MHz) 60Ω (8.0 ~ 9.99MHz, fund) 50Ω (10.0 ~ 15.99MHz, fund) 40Ω (16.0 ~ 50.0MHz, fund) 60Ω (28.0 ~ 84.0MHz, 3rd OT)	<input checked="" type="checkbox"/> <input checked="" type="checkbox"/> <input checked="" type="checkbox"/> <input checked="" type="checkbox"/> <input checked="" type="checkbox"/>	<input checked="" type="checkbox"/> <input checked="" type="checkbox"/> <input checked="" type="checkbox"/> <input checked="" type="checkbox"/> <input checked="" type="checkbox"/>	<input checked="" type="checkbox"/> <input checked="" type="checkbox"/> <input checked="" type="checkbox"/> <input checked="" type="checkbox"/> <input checked="" type="checkbox"/>	
Ageing:	±5ppm max first year	<input checked="" type="checkbox"/>	<input checked="" type="checkbox"/>	<input checked="" type="checkbox"/>	
Test drive level:	100μW	<input checked="" type="checkbox"/>	<input checked="" type="checkbox"/>	<input checked="" type="checkbox"/>	
Soldering condition:	260°C, 10 sec x2 max	<input checked="" type="checkbox"/>	<input checked="" type="checkbox"/>	<input checked="" type="checkbox"/>	

▣ Standard. □ Optional - Please specify required code(s) when ordering

Ordering Information

Product name + variant + option codes (if any) + frequency + circuit condition (if non-standard)

eg: **GSX-1A/551DF 16.0MHz** 50/50/10/16-F (standard)

GSX-1A/5C1S3 48.0MHz 50/100/10/S-3

Option code X (eg GSX-1/X) denotes a custom specification.

- ◆ Available on T&R - 2k pcs per reel.
- ◆ Refer to our website for T&R and soldering details.