


Optical Emitter and Sensor Pair

OPB100Z, OPB100-EZ, OPB100-SZ



Features:

- Infrared LED emitter
- Silicon phototransistor sensor
- Snap-in mounting
- Variable sensing distance over 36" (91.4 cm)
- Low profile package
- 24" (61.0 cm) wire leads

Description:

The **OPB100Z** series consists of an infrared LED (**OPB100-EZ**) and phototransistor (**OPB100-SZ**) in separate plastic housings. The low cost, snap-in design requires no screws or other mounting hardware for ease of installation.

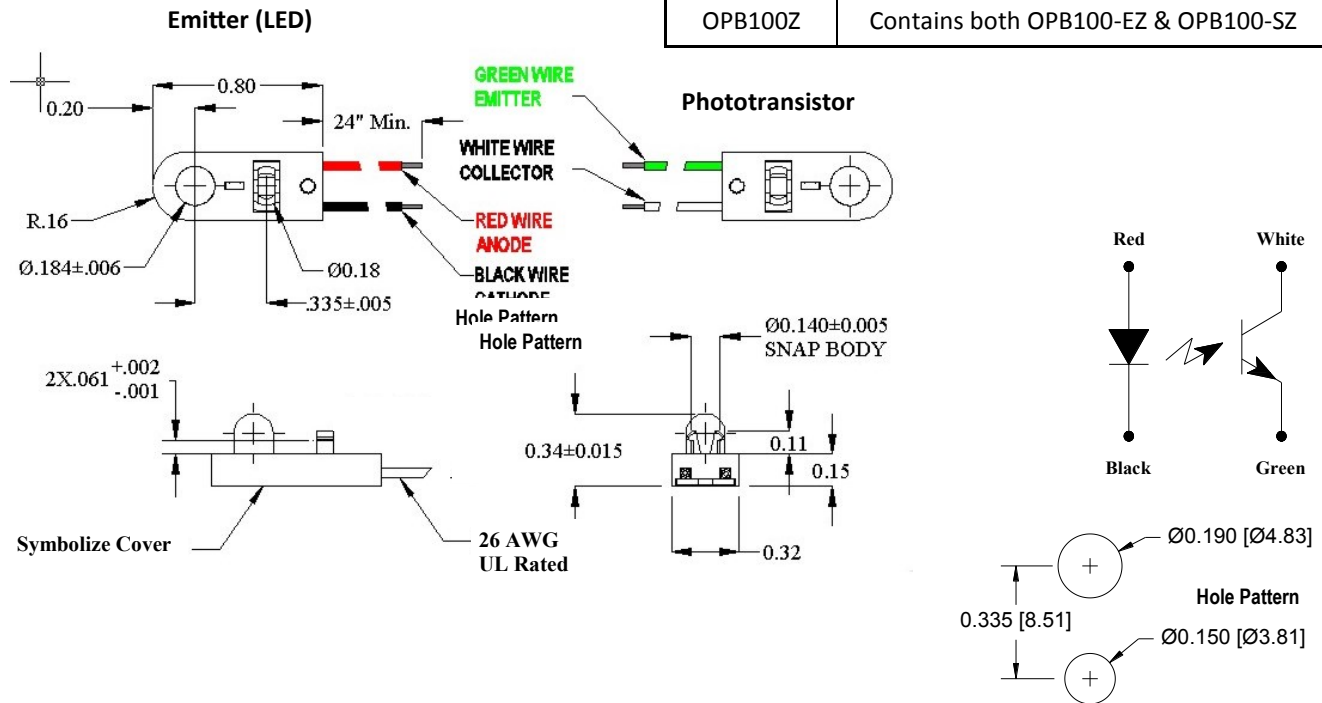
The emitter and sensor are not apertured, which allows separation distances in excess of 36" (91.4 cm) without concern for precise alignment. The front side clip allows mounting of the product to any 0.059" (1.50 mm) thick material.

This product is designed for general switching and low-speed data communications applications.

Applications:

- Non-contact reflective object
- Non-contact interruptive sensing
- Assembly line automation
- Machine automation
- Machine safety

Ordering Information			
Part Number	LED Peak Wavelength	Sensor	Lead Length / Spacing
OPB100-EZ	880 nm		24" / 26 AWG Wire
OPB100-SZ		Transistor	
OPB100Z	Contains both OPB100-EZ & OPB100-SZ		



General Note
TT Electronics reserves the right to make changes in product specification without notice or liability. All information is subject to TT Electronics' own data and is considered accurate at time of going to print.

OPTEK Technology, Inc.
1645 Wallace Drive, Carrollton, TX 75006 | Ph: +1 972 323 2200
www.optekinc.com | www.ttelectronics.com

Optical Emitter and Sensor Pair

OPB100Z, OPB100-EZ, OPB100-SZ



Absolute Maximum Ratings ($T_A = 25^\circ\text{C}$ unless otherwise noted)						
Storage Temperature Range		-40°C to +85°C				
Operating Temperature Range ⁽¹⁾		-40°C to +80°C				
Input LED (OP298 for additional information)						
Forward DC Current		100 mA				
Peak Forward Current (1 μs pulse width, 300 pps)		1 A				
Reverse DC Voltage		2 V				
Power Dissipation ⁽²⁾		142 mW				
Output Phototransistor (OP598 for additional information)						
Collector-Emitter Voltage		30 V				
Emitter-Collector Voltage		5 V				
Collector DC Current		50 mA				
Power Dissipation ⁽³⁾		250 mW				
Electrical Characteristics ($T_A = 25^\circ\text{C}$ unless otherwise noted)						
SYMBOL	PARAMETER	MIN	TYP	MAX	UNITS	TEST CONDITIONS
Input Diode (See OP298 for additional information — for reference only)						
V_F	Forward Voltage	-	-	1.7	V	$I_F = 20\text{ mA}$
I_R	Reverse Current	-	-	15	μA	$V_R = 10\text{ V}$
q_{HP}	Emission Angle at Half Power Points	-	25	-	Degree	$I_F = 20\text{ mA}$
E_E (APT)	Apertured Radiant Intensity	6.5	-	-	mW/cm^2	$I_F = 100\text{ mA}$ Distance = 1.43" (3.63 cm) Aperture = 0.25" (6.35 mm)
Output Phototransistor (See OP598 for additional information — for reference only)						
$V_{(BR)CEO}$	Collector-Emitter Breakdown Voltage	30	-	-	V	$I_C = 1\text{ mA}$, $E_E = 0\text{mw}/\text{cm}^2$ (no light)
$V_{(BR)ECO}$	Emitter-Collector Breakdown Voltage	5	-	-	V	$I_C = 100\ \mu\text{A}$, $E_E = 0\text{mw}/\text{cm}^2$ (no light)
I_{CEO}	Collector Dark Current	-	-	100	nA	$V_{CE} = 10\text{V}$, $I_F = 0$, $E_E = 0\text{ mw}/\text{cm}^2$ (no light)
$V_{CE(SAT)}$	Collector-Emitter Saturation Voltage	-	-	0.4	V	$I_C = 400\ \mu\text{A}$, $E_E = 1.7\text{ mw}/\text{cm}^2$
$I_{C(ON)}$	On-State Collector Current	5	-	-	mA	$V_{CE} = 5\text{ V}$, $E_E = 1.7\text{ mw}/\text{cm}^2$

Notes:

1. Derate linearly 3.33 mW/°C above 25°C.
2. All parameters measured using pulse technique.
3. Derate linearly 1.43 mW/°C above 25°C.

General Note
TT Electronics reserves the right to make changes in product specification without notice or liability. All information is subject to TT Electronics' own data and is considered accurate at time of going to print.

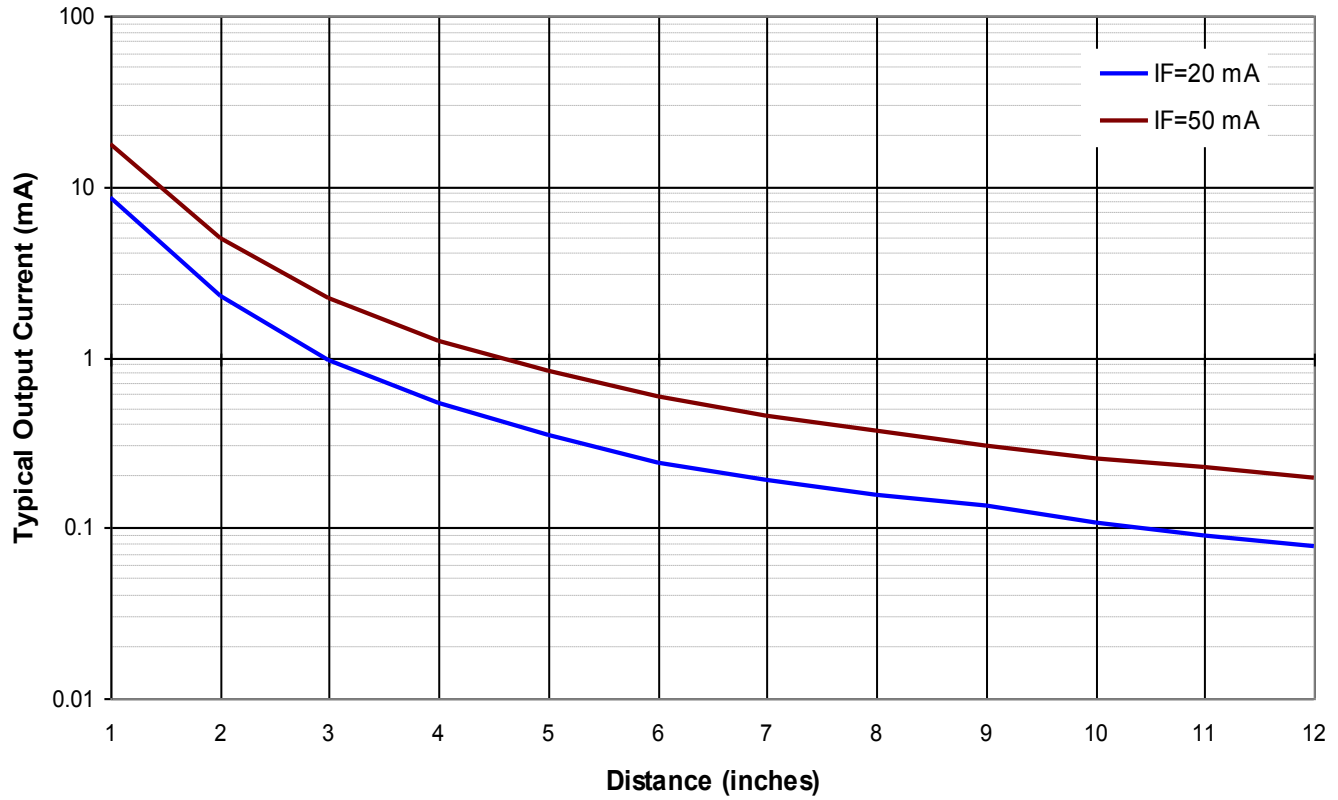
OPTEK Technology, Inc.
1645 Wallace Drive, Carrollton, TX 75006 | Ph: +1 972 323 2200
www.optekinc.com | www.ttelectronics.com

Optical Emitter and Sensor Pair

OPB100Z, OPB100-EZ, OPB100-SZ



Performance Output Current vs. Distance



General Note
TT Electronics reserves the right to make changes in product specification without notice or liability. All information is subject to TT Electronics' own data and is considered accurate at time of going to print.

OPTEK Technology, Inc.
1645 Wallace Drive, Carrollton, TX 75006 | Ph: +1 972 323 2200
www.optekinc.com | www.ttelectronics.com