




# ETA-USA

The Power Professionals

## BWT SX-U

## 30W AC/DC



### Features

- Open frame type
- EMI: Complies with EN55022B, FCC/B
- Low cost
- Option: Chassis + cover
- Mountable on any axis
- Universal Input 85-264 VAC



MODEL/CHANNEL		Unit	BWT3.3SX BWT3.3SX-U	BWT5SX BWT5SX-U	BWT12SX BWT12SX-U	BWT15SX BWT15SX-U	BWT24SX BWT24SX-U	BWT36SX BWT36SX-U	BWT48SX BWT48SX-U	
<b>OUTPUT</b>	Nominal Voltage	V	3.3	5	12	15	24	36	48	
	Current	A	6	6	2.5	2	1.3	0.9	0.7	
	Line Regulations	mV	26.4	40	96	120	192	288	384	
	Load Regulations	mV	29.7	45	108	135	216	324	432	
	Temperature Drift	mV	31.5	40	75	90	135	195	255	
	Ripple	mV	83	100	170	200	290	410	530	
	Efficiency Typ.	%	70	75	78	80	81	81	84	
	Dynamic Load	mV	99	150	360	450	720	1080	1440	
	Voltage Adj. Range	-	+/- 10% of Rated Output Voltage(at no load within the input range)							
	Drift Temperature	mV	0.03%/°C							
Recovery Time typ.	ms	0.3mS(typical)								
Rise Up typ.	ms	200mS(maximum) at 25°C and rated input/output								
Hold-up Time typ.	ms	20mS(minimum) at 25°C and rated input/output								
<b>INPUT</b>	Voltage, Frequency	-	0.7A at AC100V/0.4A at AC230V; 50/60Hz							
	Current Typ.	V	AC100-230V							
	Frequency Range	Hz	47-440Hz							
	Range	V	AC85-264V(DC110-370V)							
	Inrush Current	V	15A(maximum) at AC100V/30A(maximum) at AC230V							



# ETA-USA

16170 Vineyard Blvd. Suite 180 Morgan Hill, CA 95037 <http://www.eta-usa.com>  
Toll-free (US only): 800-ETA-POWR (800-382-7697) Telephone: 408 778-2793 FAX: 408-779-2753

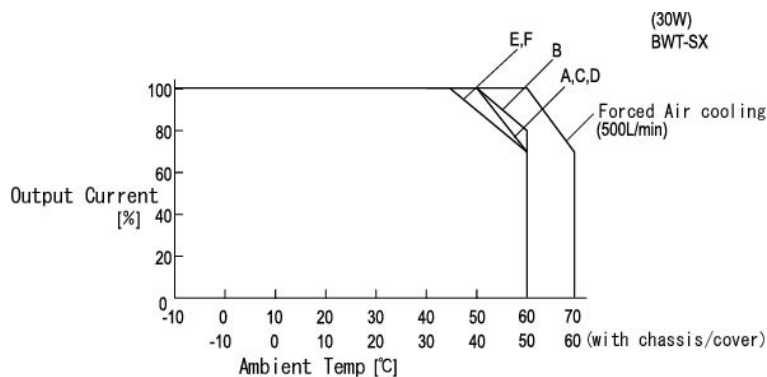


## BWT SX-U

## 30W AC/DC

MODEL/CHANNEL		Unit	BWT3.3SX BWT3.3SX-U	BWT5SX BWT5SX-U	BWT12SX BWT12SX-U	BWT15SX BWT15SX-U	BWT24SX BWT24SX-U	BWT36SX BWT36SX-U	BWT48SX BWT48SX-U	
<b>Function</b>	Over Voltage Protection	V	6.6	6.6	2.75	2.2	1.43	0.99	0.77	
			Current Limiting with automatic recovery							
	Over Current Protection	A	3.8	5.75	13.8	17.3	27.6	41.4	55.2	
			Zener diode clamping							
	Switching Freq.	kHz	60	50						
	Shock	-	294m/s <sup>2</sup>							
	Cooling/O.T.P	-	Convection							
	Withstanding Voltage	-	Primary-Secondary AC3,000V for 1 minute Primary-Frame Ground AC2,500V for 1 minute Secondary-Frame Ground AC500V for 1 minute							
<b>Electrical Isolation</b>	Leakage	mA	1mA(maximum) at 25°C, rated input/output and rated input frequency							
	Isolation Resistance	-	Primary-Secondary-Frame Ground 50MΩ(minimum) by DC500V insulation tester							
	MTBF	-	580,000							
	Operating temp. & Humidity	-	Open board type: -10 to +50°C/Enclosed type: -10 to +40°C 20 to 90%RH(non-condensing)							
	Storage temp. & Humidity	-	-20 to +85°C 20 to 90%RH(non-condensing)							
	Vibration	-	5-10Hz: 10mm double amplitude, 10-55Hz: 19.6ms <sup>2</sup> 20 minutes' period for 60 minutes each along X,Y,Z axes (non-operating)							
<b>Dimension</b>	Size(WxLxH) / Weight	mm/g	55x163x36 /open board type: 135g /enclosed type: 285g							
	<b>Safety</b>	-	UL: UL1950(Except BWTE); C-UL: CSA C22.2 No.950(Except BWTE) VDE: EN60950, IEC950, VDE0805(Except BWTE)							
	<b>Emissions</b>	-	Built to meet FCC Part15-B Class B; Built to meet VCCI Class B Built to meet EN55022 Class B							

## Efficiency Curve



\* For safety specification, contact ETA Sales Representative

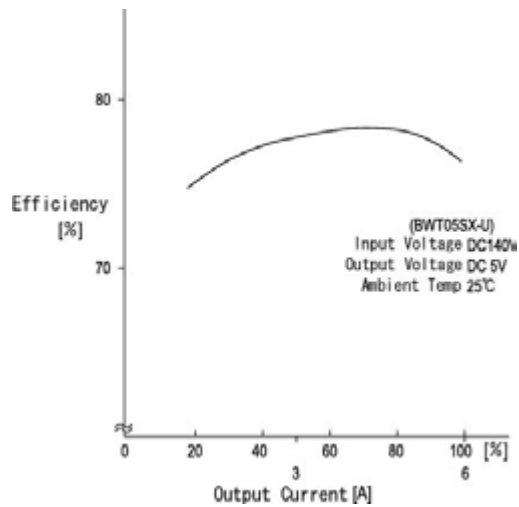




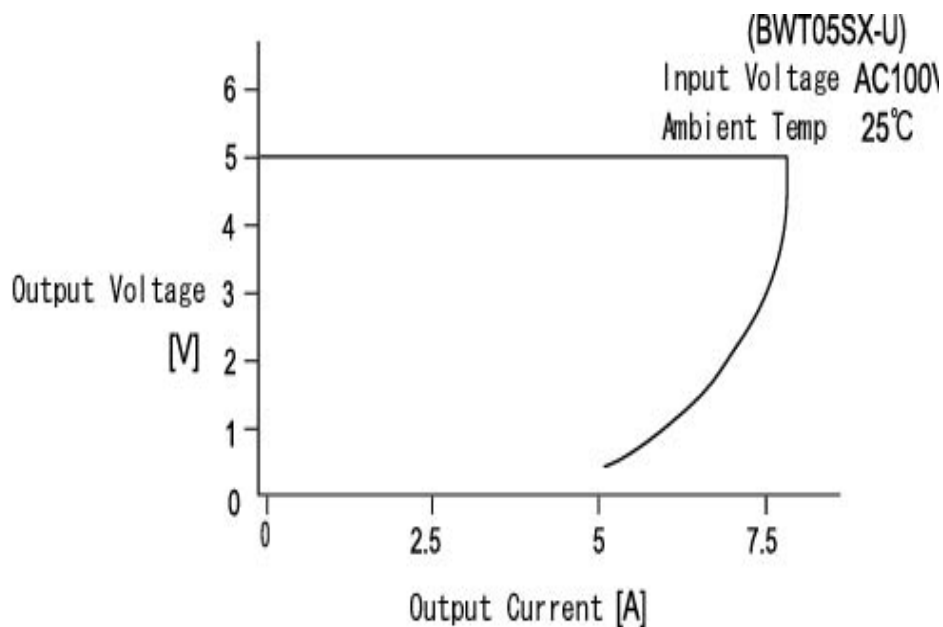
# ETA-USA

The Power Professionals

## Derating Curve



## OCP Curve



# ETA-USA

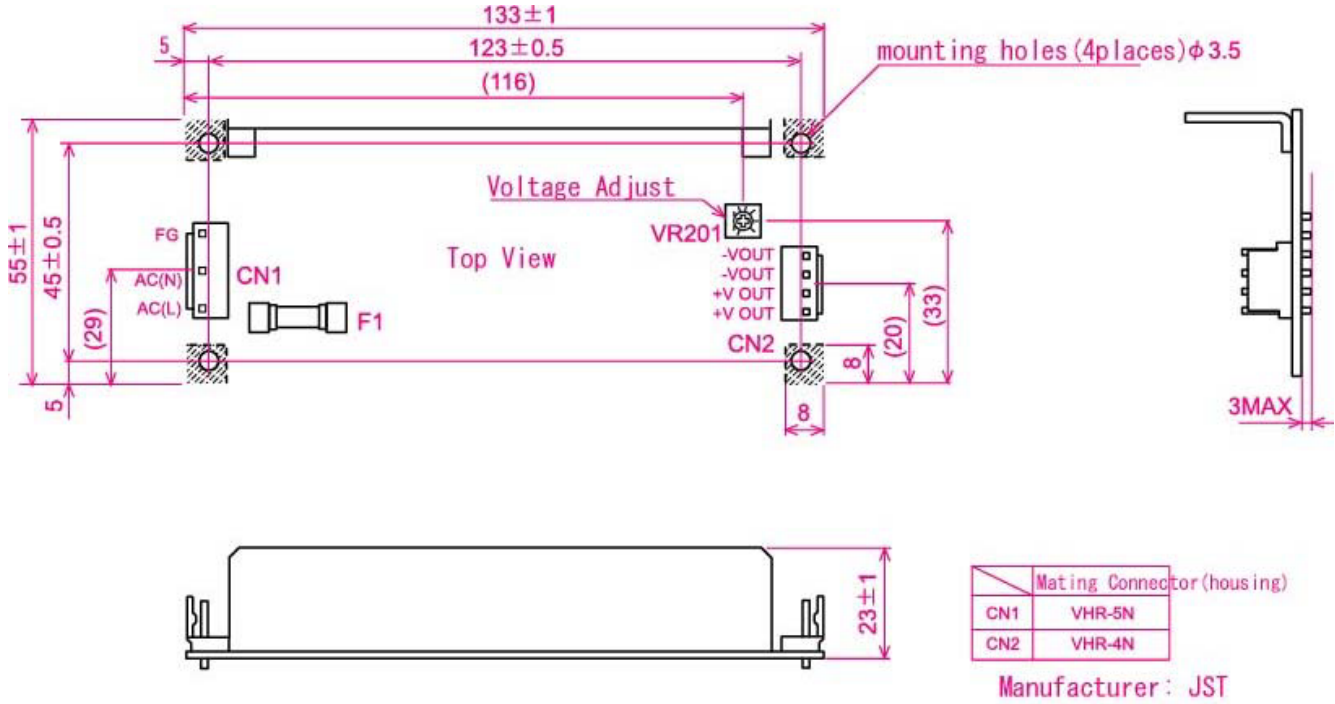
16170 Vineyard Blvd. Suite 180 Morgan Hill, CA 95037 <http://www.eta-usa.com>  
Toll-free (US only): 800-ETA-POWR (800-382-7697) Telephone: 408 778-2793 FAX: 408-779-2753



# ETA-USA

The Power Professionals

## Mechanical Drawings



# ETA-USA

16170 Vineyard Blvd. Suite 180 Morgan Hill, CA 95037 <http://www.eta-usa.com>  
Toll-free (US only): 800-ETA-POWR (800-382-7697) Telephone: 408 778-2793 FAX: 408-779-2753