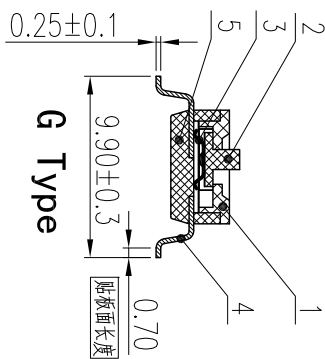
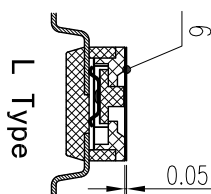
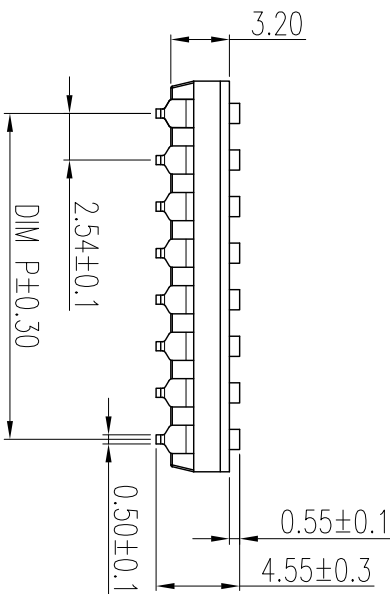
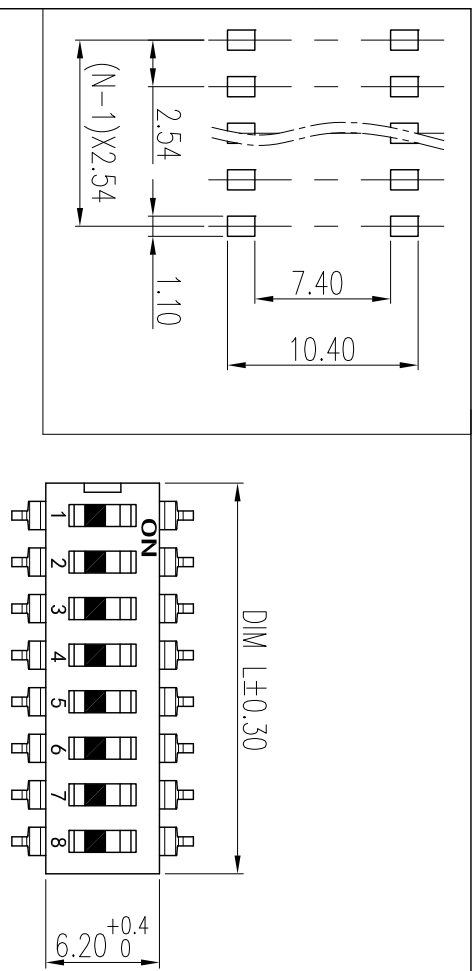


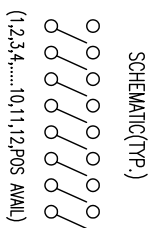
REV	ECN	CONTENT	CHECK	DATE
V0.0		初版发行	YZG	2017.03.12
V1.0		整理图纸	WL	2019.09.25



- 技术要求:
1. 额定电流: 25mA, 24VDC (开与关切换时) 100mA, 50VDC (开与关不切换时)
 2. 接触阻抗: $\leq 50m\Omega$ (初始), $\leq 100m\Omega$ (寿命测试后)
 3. 绝缘电阻: $\geq 100M\Omega/500VDC$
 4. 耐电压: 500VAC/1min
 5. 拨动力: 1000g max
 6. 拨动行程: 0.9mm
 7. 机械寿命: ≥ 2000 cycles
 8. 电气寿命: ≥ 2000 cycles/25mA, 24VDC
 9. 使用温度: $-40^\circ C \sim +85^\circ C$
 10. 存储温度: $-40^\circ C \sim +85^\circ C$
 11. 符合RoHS要求

焊接说明:
 回流焊接: 240°C, 20S max, 峰值温度260°C
 手工焊接: 30W电烙铁, 320±5°C, 3S max
 焊接前保持开关在“OFF”状态

订购方式
 KE1027 B - XXP - X XX - XXX-XXX
 B: SMD Type
 产品型号 (贴片式)
 P数
 客户要求
 00: 无需贴膜, 管装
 TR: 正面贴膜, 载带包装
 G: 常规按钮, 高的
 L: 平按钮, 低的



General tolerance in mm		radii and chamfers		shorter angle side		=		//	
over	to	over	to	over	to	over	to	over	to
±0.15	±0.2	±0.25	±0.3	±0.5	±0.8	±0.2	±0.5	±1.0	±1.0
0	3	6	30	4.00	4.00	0.5	3	6	6
to	to	to	to	to	to	to	to	to	to
3	6	30	4.00	1000	1000	3	6	6	6
to	to	to	to	to	to	to	to	to	to
6	30	4.00	1000	1000	1000	6	6	6	6
to	to	to	to	to	to	to	to	to	to
30	4.00	1000	1000	1000	1000	6	6	6	6
to	to	to	to	to	to	to	to	to	to
4.00	1000	1000	1000	1000	1000	6	6	6	6
to	to	to	to	to	to	to	to	to	to
1000	1000	1000	1000	1000	1000	6	6	6	6
to	to	to	to	to	to	to	to	to	to
1000	1000	1000	1000	1000	1000	6	6	6	6

Poles	Dim P	Dim L
1P	—	3.54
2P	2.54	6.08
3P	5.08	8.62
4P	7.62	11.16
5P	10.16	13.70
6P	12.70	16.24
7P	15.24	18.78
8P	17.78	21.32
9P	20.32	23.86
10P	22.86	26.40
11P	25.40	28.94
12P	27.94	31.48

序号	零件名称	零件编码	数量	材质	备注
1	盖板	\	1	工程塑料	UL94V-0
2	拨柄	\	P	工程塑料	UL94V-0
3	弹片	\	P	铜合金	触点镀金
4	PIN针	\	2P	铜合金	镀金
5	底座	\	1	工程塑料	UL94V-0
6	高温薄膜	\	1	POLYIMIDE	黄色, 选配

APP.	DATE	2019.9.25	NAME	KF1027B-XXP-XXX-ON-XXX
CHK.	DATE	2019.9.25	DWGNO.	W20004321
DWG	DATE	2019.9.25	SHEET	1/1
UN	DATE	2019.9.25	PROJECTION-METHOD	◎

凯峰电子
 凯峰电子有限公司
 KAIFENG ELECTRONICS CO., LTD