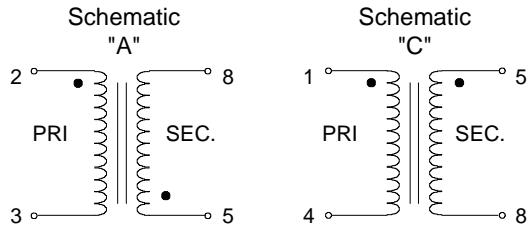


Modem Coupling & Voiceband Transformers

Low Distortion

Low Profile /SMD Versions

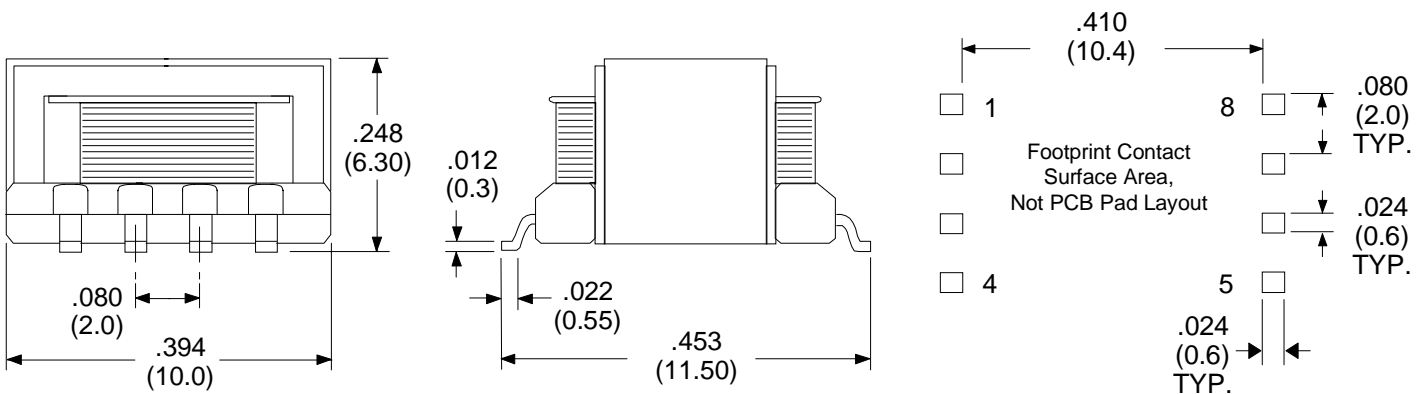
Most Parts Listed are Suitable for V.32 Applications



Electrical Specifications at 25°C

Parameter		T-33000	T-843	Units
Impedance R Load	PRI.	600	600	Ω
	SEC.	487	600	Ω
Turns Ratio	$\pm 2\%$	1:1	1:1	
Direct Current in Pri. (DCI)	maximum	0	0	mA
DC Resistance	PRI.	$67 \pm 10\%$	$55 \pm 10\%$	Ω
	SEC.	$85 \pm 10\%$	$43 \pm 10\%$	Ω
Insertion Loss	max., ref. 1 kHz	1.5	1.0	dB
Return Loss	min., 300 Hz to 3.5 kHz	25	20	dB
Longitudinal Balance	minimum	60 60Hz - 1kHz	--	dB
Frequency Response	300 Hz to 3.5 kHz	± 0.5	± 0.7	dB
Total Harmonic Distortion	typ. 600 Hz, -10 dBm	-60	--	dB
Isolation	minimum	1250	150	V_{RMS}
Schematic Style		A	C	

Package for T-33000 & T-843



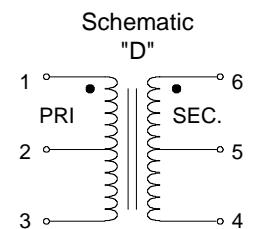
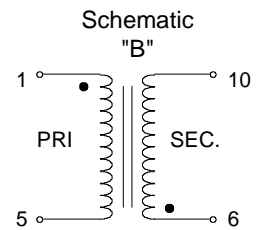
Dimensions in Inches (mm)

Modem Coupling & Voiceband Transformers

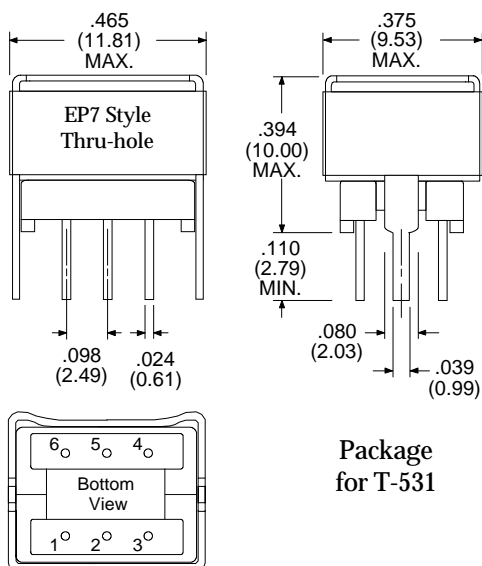
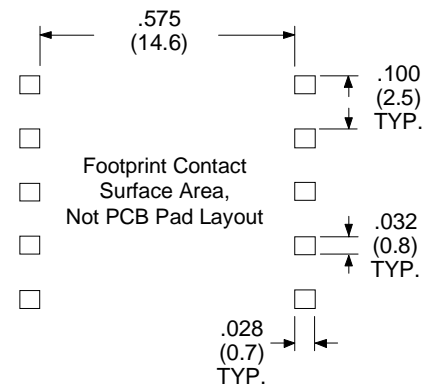
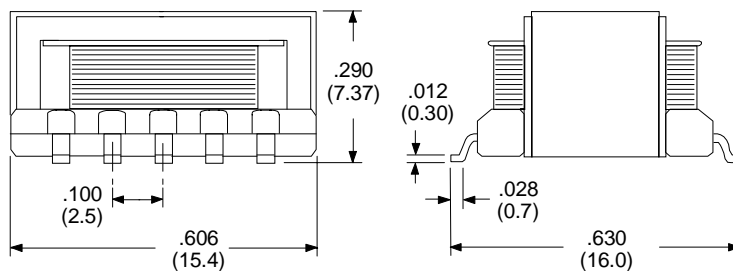
Low Distortion
 Low Profile / SMD Versions
 Most Parts Listed are Suitable for V.32 Applications

Electrical Specifications at 25°C

Parameter		T-31103	T-531	Units
Impedance R Load	PRI.	600	600	Ω
	SEC.	365	470	Ω
Turns Ratio	$\pm 2\%$	1:1	1:1	
Direct Current in Pri. (DCI)	maximum	0	0	mA
DC Resistance	PRI.	$118 \pm 10\%$	68 max.	Ω
	SEC.	$118 \pm 10\%$	102 max.	Ω
Insertion Loss	max., ref. 1 kHz	2.15	1.2	dB
Return Loss	min., 300 Hz to 3.5 kHz	25	30	dB
Longitudinal Balance	minimum	60	60	dB
		200Hz - 1kHz	200Hz - 4kHz	
Frequency Response	300 Hz to 3.5 kHz	± 0.25	± 0.25	dB
Isolation	minimum	1100	1100	V_{RMS}
Schematic Style		B	D	

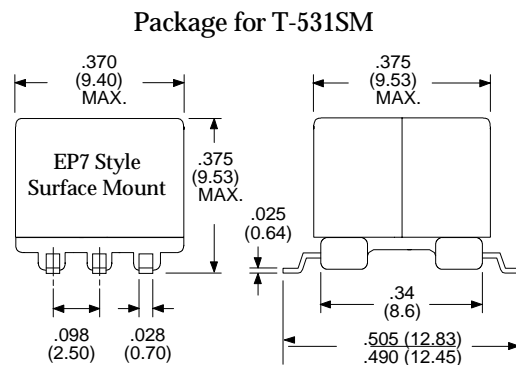


Package for T-31103



Package for T-531

Dimensions in Inches (mm)



Specifications subject to change without notice.

For other values & Custom Designs, contact factory.

COUPLING - 9/98