

CTSFW1365F Series

From .20 μ H to 33 μ H



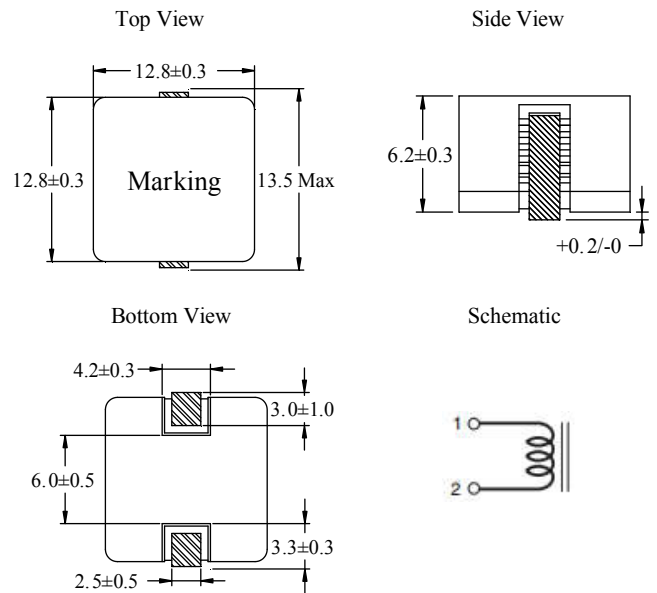
SPECIFICATIONS

*Isat: Value of inductance decrease within 30%
 **I_{rms}: A rise in temperature of core surface is within 50°C

Part Number	Inductance $\pm 20\%$ (μ H)	DCR Nom.(Max.) (m Ω)	I _{sat} (A) Drop $\leq 30\%$	I _{rms} (A) Rise $\leq 50^\circ$ C
CTSFW1365F-R20M	0.20	0.35(0.40)	65.00	32.00
CTSFW1365F-R47M	0.47	0.67(0.70)	50.00	30.00
CTSFW1365F-R82M	0.82	0.90(1.00)	35.00	27.00
CTSFW1365F-1R3M	1.30	1.80(2.00)	25.00	25.00
CTSFW1365F-2R0M	2.00	2.60(2.90)	22.00	23.00
CTSFW1365F-2R8M	2.80	3.30(3.60)	17.50	20.00
CTSFW1365F-3R7M	3.70	4.90(5.40)	16.00	17.00
CTSFW1365F-4R7M	4.70	7.00(7.70)	15.00	13.00
CTSFW1365F-6R0M	6.00	8.40(9.20)	14.00	12.00
CTSFW1365F-7R3M	7.30	5.90(6.50)	12.00	13.00
CTSFW1365F-9R2M	9.20	7.80(8.60)	10.50	12.00
CTSFW1365F-110M	11.00	9.10(10.00)	9.50	11.00
CTSFW1365F-130M	13.00	11.20(12.30)	9.00	10.00
CTSFW1365F-150M	15.00	14.80(16.30)	8.00	9.00
CTSFW1365F-180M	18.00	22.00(24.20)	7.50	7.50
CTSFW1365F-220M	22.00	24.70(27.20)	6.50	6.00
CTSFW1365F-330M	33.00	30.50(33.60)	5.50	5.50

PHYSICAL DIMENSIONS

Unit: mm



CHARACTERISTICS

Description: SMD flat wire high current power inductors

Features:

- Magnetic shielded structure, excellent resistance to electromagnetic interference
- Flat wire winding, achieve a low DC resistance
- Lightweight design, save space, suitable for high density SMT

Applications: Low loss, high efficiency, wide application frequency, and application scope

Operating Temperature: -55°C to +150°C

Inductance Tolerance: $\pm 20\%$

Testing: Inductance at 100kHz, 0.1V

Packaging: Tape & Reel

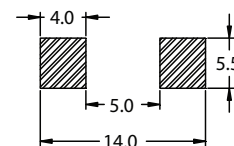
Miscellaneous: RoHS Compliant

Additional Information: Additional electrical & physical information available upon request

Samples available. See website for ordering information.

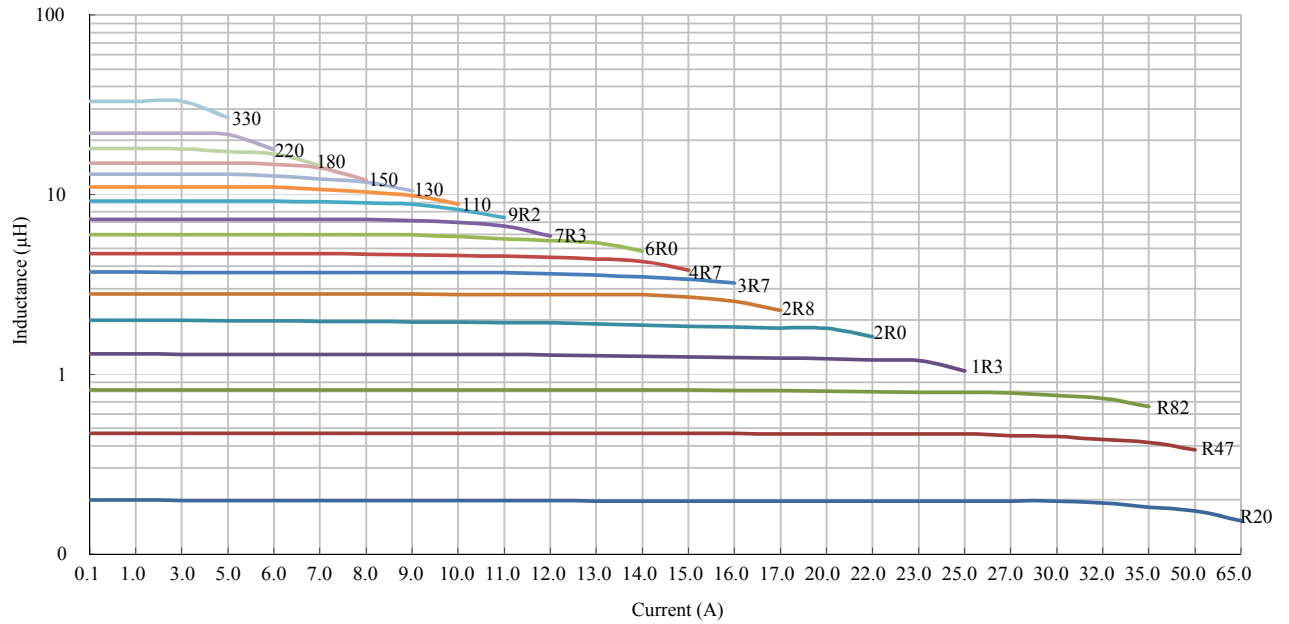
PAD LAYOUT

Unit: mm



CTSFW1365F Series

Typical Inductance vs Current Characteristics



Typical Temperature Rise vs Current Characteristics

