

### Technical Information for PLANON Systems

Lamp		Inverter/ECG
<b>PLANON 10,4''</b>	<b>+</b>	<b>QT PLANON 10,4''/20/24 6</b>
<b>PLANON 10,4''</b>	<b>+</b>	<b>QT PLANON 10,4''/40/24 6</b>

#### Explanations/Nomenclature:

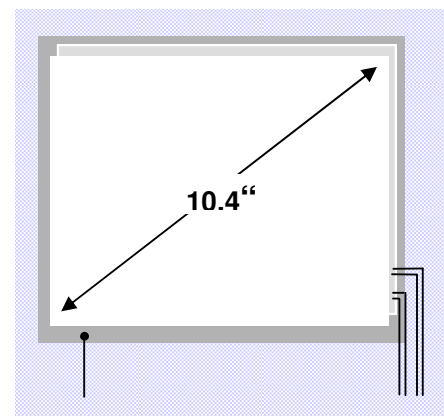
PLANON:	10,4''	/	8 *	/	80 **	/	6	
	Lamp Diagonal		Color Rendering Index Code		Correlated Color Temperature		Inverter Type	
ECG:	QT PLANON	10,4''	/	20	/	24	/	6
		Lamp Diagonal	/	System Power	/	Supply Voltage	/	ECG type

(\*) 8 = Color Rendering Index between 80 and 90

(\*\*) 80 = 8000 K

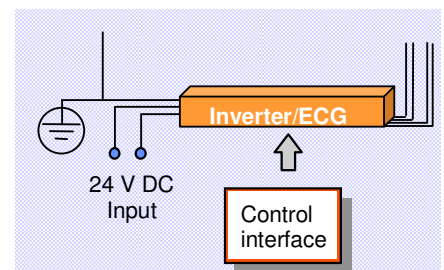
### Product Features PLANON

- **Flat mercury-free discharge lamp**  
≤ 10 mm
- **Homogeneous lamp brightness**
- **Mercury-free technology**  
Virtually constant light output in temperature range – 30 °C to + 85 °C  
Instant On (No warm-up time)  
Environmentally friendly product (no mercury)
- **Extremely long lamp service life of up to 100,000 hours**  
MTTH (Mean Time To Half Brightness)  
50 % of initial luminance
- **Lamp life not influenced by switching cycle**
- **Dimming ratio 1:5 (20 % of nominal power)**
- **High brightness (luminance)**
- **Uniform light distribution**
- **Instant light**

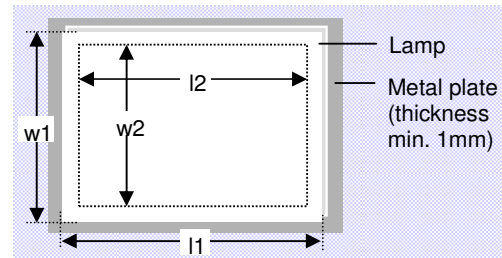


### Product Features QT PLANON

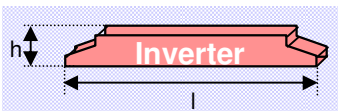
- **Reliable operation even at low temperatures**
- **Dimming interface**



### Technical Data



	PLANON 10,4"/880 6	PLANON 10,4"/880 6
Outer dimensions (l1 x w1 x h) (mm)	231 x 174 x 8.5	231 x 174 x 8.5
Illuminated area (l2 x w2) (mm)	214 x 161	214 x 161
Weight (g) (approx.)	400	400
Color rendering index CRI (approx.)	86	86
Correlated Color temperature (K) (Nominal Value)	8,000	8,000
Lamp Service Life of up to (hours) (MTTH) <sup>1)</sup>	100,000	100,000
Cable length (mm) (approx.)	260	260
Connection between lamp and inverter/ECG	Cable with connector	Cable with connector
<b>Matched with inverter / ECG</b>	<b>QT PLANON 10,4"/20/24 6</b>	<b>QT PLANON 10,4"/40/24 6</b>
Center luminance (cd/m <sup>2</sup> )	5,200	8,800
System power W) (nominal value)	24	40
Inverter MTBF <sup>2)</sup> (hours)	100,000	100,000
Maximum distance between lamp and ECG (mm)	500	500



	QT PLANON 10,4"/20/24 6 <sup>3)</sup>	QT PLANON 10,4"/40/24 6 <sup>3)</sup>
Dimming range (PWM) <sup>4)</sup>	100...20%	100...20%
Supply voltage	24V DC	24V DC
Supply voltage range	20V...30V DC	20V...30V DC
Operating frequency	40...80 kHz	40...80 kHz
Permissible ambient temperature range	-20°C...+70°C (80% RH)	-20°C...+60°C (80% RH)
Dimensions (l x w x h) (mm)	200 x 40 x 20	200 x 40 x 20
Weight (g) (approx.)	132	132

<sup>1)</sup> Mean Time To Half Brightness

<sup>2)</sup> Mean Time Between Failures in accordance with SN 29500

<sup>3)</sup> Inverter meets standard UL/EC 60950

<sup>4)</sup> PWM = Pulse Width Modulation