

# 規格承認書

PECIFICATION FOR APPROVAL

客戶

CUSTOMER : 立創

項目

ITEM : 塑壳內磁喇叭

型號

TYPE : GSPK2014035PN-8R0.5W-L100

描述

DESCRIPTION : L20\*W14\*H3.6mm 雙磁 焊線 L100mm 8ohm 0.5W S.P.L: 88dB±3dB

客戶料號

CUSTOMER NO. :

規格書號

SPECIFICATION NO.:

版本

EDITION NO. : V1.0

日期

DATE : 2020-7-21

## 客戶承認

### CUSTOMER CONFIRM AND SIGN

檢查 TESTED BY	審核 CHECKED BY	承認 APPROVED BY

## 東莞市贏海電子有限公司

### DONGUAN INGHAI ELECTRONICS CO.,LTD

製作 ISSUED BY	審查 CHECKED BY	確認 APPROVED BY
周明	李林	

地址：廣東省東莞市長安鎮廈邊元灶頭工業區 16-6 號

電話 / TEL: 0769-83060958 傳真 / FAX: 0769-81608993

網址: [HTTP://WWW.INGHAI.COM](http://www.inghai.com)

# DONGGUAN INGHAI ELECTRONICS CO.,LTD

**Our Part No : GSPK2014035PN-8R0.5W-L100**

## A. 型号/PART No

该规格书适用于移动电话等使用的扬声器单元。

This Specification Applies to The Speaker, Used In Mobilephone sec.

## B. 尺寸/TYPE

20\*14\*3.5mm 跑道形 电动式/ 20\*14mm Rectangle Dynamic type

## C. 尺寸与重量/DIMENSION

尺寸: 20\*14\*3.5mm 参考外观图面 (Figure.1)

Dimension: Refer To The Appearance Drawing. (Figure.1)

重量:  $\pm 0.1g$

Weight:  $\pm 0.1g$

## D. 标准测试条件/STANDARD TEST CONDITION

在没有其他特别指定时, 测试应如下所记的标准测试条件下进行。

Unless Otherwise Specified, The Test Shall Be Made Under The Standard Conditions.

- 温度/Temperature :  $17^{\circ}C \sim 25^{\circ}C$  (Standard:  $20.5^{\circ}C$ )
- 相对湿度/Relative Humidity :  $45\% \sim 85\%$  (Standare: 65%)
- 大气压力/Pressure : 86Kpa~106Kpa (Standard: 101.3 Kpa)

## E. 使用与储存温度/OPERATION AND STORAGE TEMPERATURE

- 使用温度/Operation Temperature :  $-40^{\circ}C \sim 85^{\circ}C$
- 储存温度/Storage Temperature :  $-30^{\circ}C \sim 70^{\circ}C$

## F. 电气特性规格/Electrical Specification

参考特性规格页面/Refer To The Appearance Page

## G. 外观与尺寸: 参考附图

Appearance&Dimensions: Refer To The Apprarance Drawtng

## H. 额定/Rated

项目/Items	规格/Specification	条件/Conditions
额定阻抗/Rated Impeance	8 Ohm $\pm$ 20%	at 1kHz 100 mV
额定输入功率/Rated input power	0.5W	

最大输入功率/Max input power	1.0W	
最低共振频率 /Resonant Frequency	650±20% Hz	1V Input
灵敏度/Sound pressure level	88±3dB	SPL at 1.0kHz in Average (0dB SPL=20μPa) Measuring condition: 0.5W (Sine wave) 0.1m measured with baffler shown in Figure4
有效频率范围 /Frequency response	200~5000Hz	
总谐波失真/THD	≤5% at 1kHz	

### I. 动作检查/OPERATIONAL TEST

项目/ITEM	信号/SIGNAL	输入/INPUT	扫频范围/SWEEP RANGE
SWEEP TEST	Sine Wave	0.5W(2.5V)	200~5000Hz

- 在动作检查中不得有异常音出现
- Without Abnormal Sound In Operation Test.

### J. 负荷实验/LOAD TEST

项目/ITEM	信号/SIGNAL	I 输入/INPUT	驱动时间 DRIVING TERM
Continuous load Test	With Noise/Jis Filter (Refer To Jis C5531)	0.5w(2.5V) (RMS)	88hours (with 5cc test box)

- 在负荷实验 后不得有异常音出现,灵敏度应保持在限度范围内。
- Without Abnormal Sound After Test, And The S.P.L Shall Be In The Limit.
- 负荷实验应使用粉红噪声信号
- Runing Test Shall Use pink Noise Signal

### K. 可靠性实验/Reliability Test

项目/Item	规格/Specification	判定/Judgement
高温放置实验 Hightemp.Storage Test	85℃±2℃/20~40%RH/96HR & 20℃±5℃,1H	实验完成后产品应满足上述 第 1, 2, 3 项要求. Clause 1, 2, 3 Shallbe Satisfied Afier Test
低温放置实验 Lowtemp.Storage Test	-40±2℃/20~40%RH/96HR & 20℃±5℃,1H	
耐湿实验 Humidity Test	40℃±2℃/90~95%RH/96HR & 20℃±5℃, 1H	
耐高温负荷实验 Heatrunning Test	85℃±2℃/20~40%RH/-	
耐低温负荷实验 Coldrunning Test	-40℃±2℃/20~40%RH/-	

热冲击实验 Thermalshock Test	+85°C±2°C—30°C±2°C—+85°C±2°C 5Cycles	
震动实验 Vibration Test	10Hz—40Hz—10Hz/60s, 1.0mm (X: 2H, Y: 2B)	

### L. 跌落实验/SHOCK TEST

项目/Item	条件/Condition	判定/Judgement
Drop Test	产品在包装状态下,从 1 米高处向混凝土地面跌落:1角:1次:3边:每条边1次:6面:每 1 面 1 次 Speaker Shall Be Packed In The Carton And Dropped The Conccrete Floor(H:1m)	实验完成后新产品应满足上述第 3 项要求 Clause 3 Shallbe Satisfied Afier Test

### M. Product Size

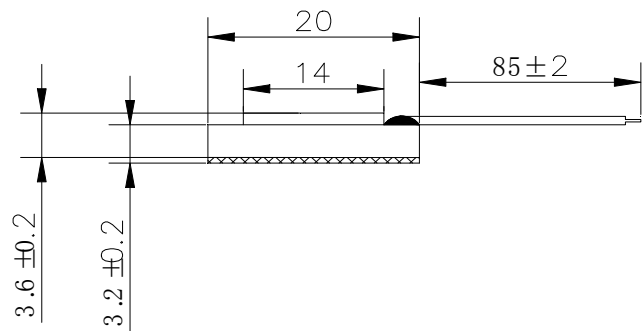
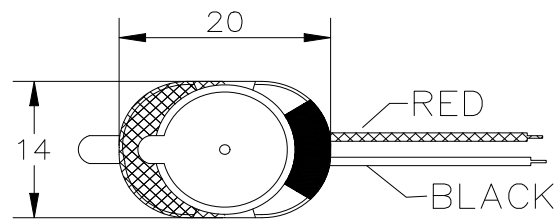

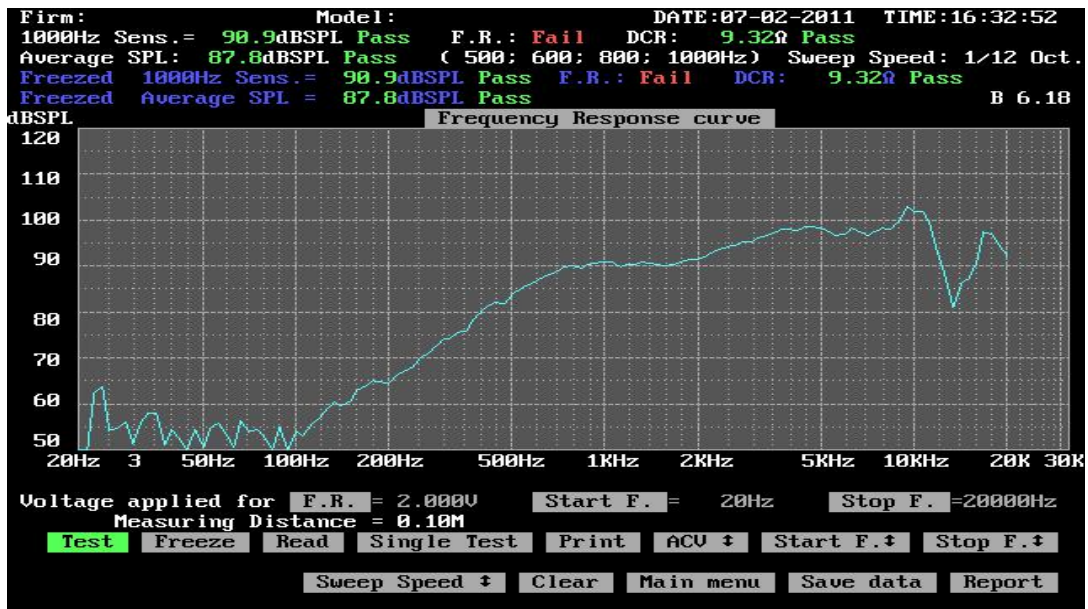


Figure.1

ITEM	DESCRIPTIONS	SPEC.	SUPPLIER	QTY	REMARK
1	Front foam ring	Adhesive		1	
2	Front cover	1Cr18Ni9		1	
3	Diaphragm	PEN		1	
4	Voice coil	Self-bonding wire		1	
5	Inner pole shoe	08F,		1	
6	Magnet	Nd-Fe-B		1	
7	U YOKE	SPCE		1	
8	PCB	T0.3		1	
9	Lead wire	UL1571 AWG32#		2	
10	Yoke assembly	PBT, black		1	
11	Insulator pad	Mylar		0	

**N. Product testing curve**



**FREQUENCY MEASURING CIRCUIT AND EAR PIECE**

