


# RADIAL LEAD MEGOHM RESISTORS


## BC SERIES



- Wide resistance range up to 1000 MegOhm
- TC's as low as  $\pm 25$ ppm available
- Standard tolerance is  $\pm 1\%$ ; 0.1% available
- Significant space savings over axial lead resistors
- Available on Tape & Reel
- Economically priced
- Precision quality, excellent stability, low inductance

### OPTIONS

- Option P: increased pulse capability
- Option H: increased voltage rating
- Option G: gullwing SM lead forming (avail. on 24mm T&R)
- Option EQ: 24 hour burn in (or ER -100 hour burn in)
- Numerous additional options available including custom marking, matched sets, military screening, etc.



### Space-saving megohm resistors!

RCD Series BC resistors are designed for precision high-megohm requirements where space is at a premium. Operating temperature range is  $-55^{\circ}\text{C}$  to  $+175^{\circ}\text{C}$ . Type BC632 features the smallest body size. Type BC630 features an increased voltage rating, wider resistance range, and the lowest cost. BC633 features two resistors within single package. Units are epoxy encapsulated for superior environmental protection.

### SPECIFICATIONS

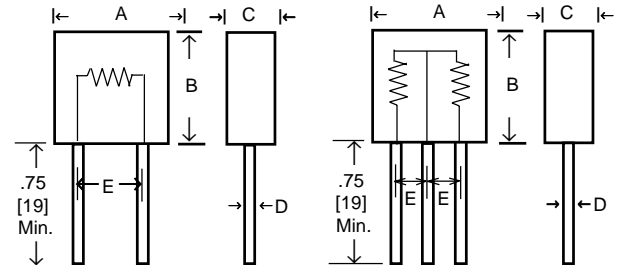
RCD Type	Wattage	Max. Voltage*	Dielectric Strength**	Resistance Range***	A $\pm 0.015$ [.38]	B $\pm 0.015$ [.38]	C $\pm 0.01$ [.25]	D $\pm 0.002$ [.05]	E $\pm 0.015$ [.38]
BC630	.75W	500V	400V	300K to 1000M	.310 [7.87]	.330 [8.38]	.118 [3.0]	.024 [.6]	.150 [3.81]
BC632	.75W	400V	400V	300K to 100M	.290 [7.37]	.290 [7.37]	.095 [2.41]	.024 [.6]	.200 [5.08]
BC633	.25W per resis.	400V per resis.	400V	300K to 100M	.290 [7.37]	.290 [7.37]	.095 [2.41]	.024 [.6]	.100 [5.08]

\* Maximum working voltage is determined by  $E \sqrt{PR}$ , E should not exceed value listed. \*\* Increased dielectric strength available \*\*\* Lower and higher values available on custom basis, consult factory.

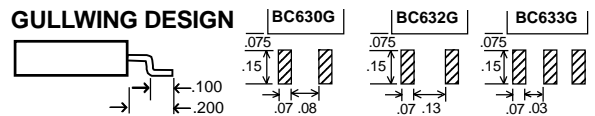
### TYPICAL PERFORMANCE CHARACTERISTICS

Overload (1.5x rated voltage, 5 sec)	$\pm 0.5\%$ $\Delta R$	
Load Life (1000 hours)	$\pm 0.5\%$ $\Delta R$	
Dielectric Strength	400V AC	
Resistance to Solder Heat	$\pm 0.1\%$ $\Delta R$	
Moisture Resistance	$\pm 0.5\%$ $\Delta R$	
Insulation Resistance (dry)	10,000 Megohms Min.	
Operating Temperature Range	$-55^{\circ}\text{C}$ to $175^{\circ}\text{C}$	
Shelf Life at $25^{\circ}\text{C}$	$\pm 0.2\%$ $\Delta R$ (1 Yr.)	
Temperature Coefficient	300K -100M $\Omega$	100ppm/ $^{\circ}\text{C}$ std (25, 50, 80ppm avail)
	>100M $\Omega$	350ppm/ $^{\circ}\text{C}$ std (100,200ppm avail)
Voltage Coefficient (tightened VC levels available)	300K - 1M $\Omega$	-20ppm/ V Typ.
	1M $\Omega$ - 100M $\Omega$	-30ppm/ V Typ.
	100M - 500M $\Omega$	-50ppm/ V Typ.
	500M - 1G $\Omega$	-80ppm/ V Typ.

### BC630 & BC632 (single resistor) BC633 (dual resistor)



### OPT. G GULLWING DESIGN



### P/N DESIGNATION: BC630 - 1005 - F B 101 W

RCD Type \_\_\_\_\_  
 Options: P, H, G, ER, EQ (leave blank if std) \_\_\_\_\_  
**Resis. Code 0.1%-1%:** 3 signif. figures & multiplier, (e.g. 3003=300K $\Omega$ , 1004=1M $\Omega$ , 1006=100M $\Omega$ )  
**Resis. Code 2%-5%:** 2 signif. figures & multiplier, (e.g. 304=300K $\Omega$ , 105=1M $\Omega$ , 107=100M $\Omega$ ).  
 When BC633 is comprised of 2 values, separate with /, e.g. 905/105  
**Tol. Code:** J=5%, G=2%, F=1%, D=0.5%, C=0.25%, B=0.1%  
**Packaging:** B = Bulk, T = Tape & Reel \_\_\_\_\_  
**Temp. Coefficient:** 25 = 25ppm, 50 = 50ppm, 80 = 80ppm, 101 = 100ppm, 201=200ppm, 351=350ppm  
**Termination:** W= Lead-free, Q= Tin/Lead (leave blank if either is acceptable, in which case RCD will select based on lowest price and quickest delivery)

### DERATING

