

AUDIO

PCB 3.5Ø EARPHONE JACK

SECTION 6

- Competitively priced
- Industry Compatible
- PCB Mounting or Wire Soldering
- Thread mounting option



SPECIFICATION

Contact resistance (DCR 0.1A)

1, Initial, before any testing:

- (1) Between the terminals (NC): 30mΩ
- (2) Plug to sleeve, tip, ring (NO) contact: 50mΩ

2, After life test with mating plug:

- (1) Between the terminals (NC): 60mΩ
- (2) Plug to sleeve, tip, ring (NO) contact: 100mΩ

Insertation Force:

0.3kg - 2.0kg

Terminals must withstand a 500g minimum pull for 10 seconds

Extraction Force:

0.3kg - 2.0kg

before movement or break from housing occurs

Soldering Heat:

Terminal for PC board temperature: 260 ± 5 °C for 5 ± 1.0 seconds

Operating Temperature range:

-25 °C to 80 °C

Insulating Resistance:

More than 100mΩ by 500v DC at 90 - 95% RH, 40 °C

Voltage Test:

Withstand 0.5mA 500v AC between any open terminal for one minute

Lifetime:

Withstand more than 5000 cycle's insertion and withdrawal with testing plug

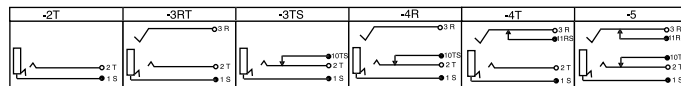
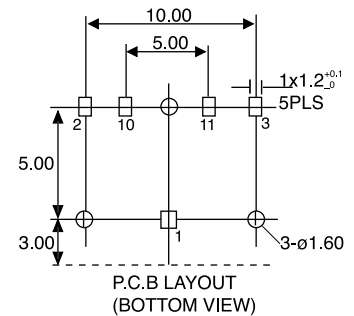
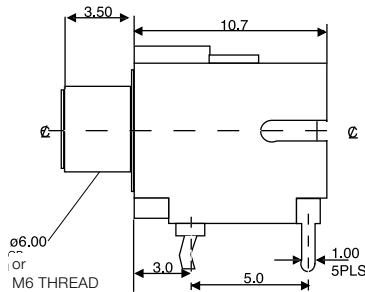
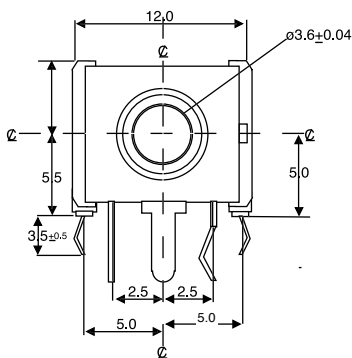
Rated Voltage:

16vdc

Rated Current:

20mA - 0.3A

OUTLINE DRAWING



ORDERING INFORMATION

DBC	EJ	0359		-2T
Dubilier Connectors	3.5Ø Earphone Socket Connector	Series	Thread	Contacts
			Blank = Without Thread T = Thread	-2T -3RT -3TS -4R -4T -5