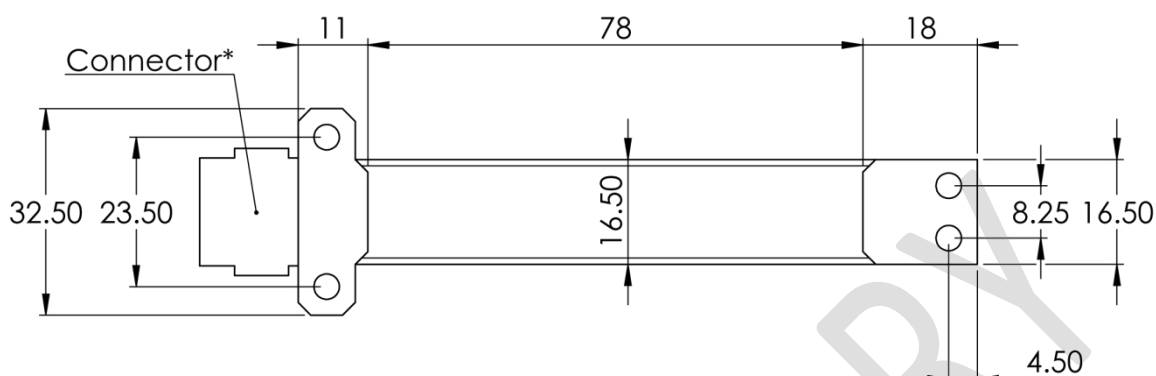


StretchSense Evaluation Kit Sensor Datasheet

SENSOR DIMENSIONS

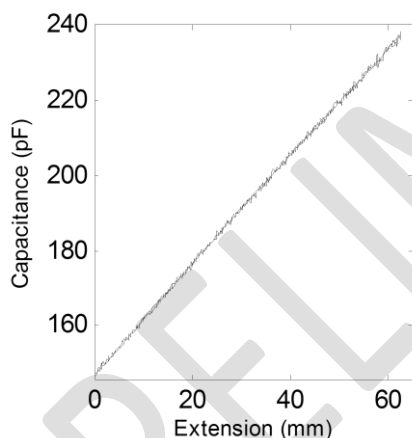


*Manufacturer part number of connector: 65801-006LF

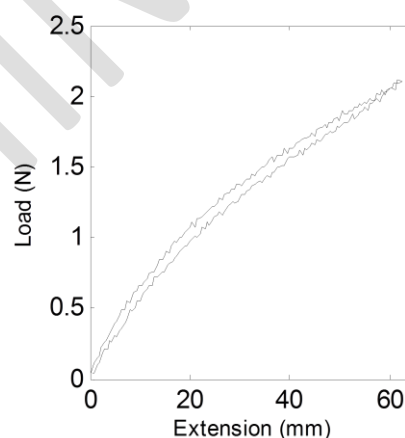
Units in millimeters

SENSOR CHARACTERISTICS

Typical Capacitance-Extension Curve



Typical Load-Extension Curve



Parameter	Value
Maximum extension	62.4 mm (80% strain)
Capacitance [†] (un-stretched)**	146 pF
Capacitance [†] (at maximum)**	238 pF
Capacitance-Extension Fit Coefficients**:	
Linear ($x = \text{extension in millimeters}$)	$(1.44x + 146.7)$ pF
RMSE (Linear) over 1000 cycles	1.0 pF
Capacitance drift [†]	0.001 pF/cycle
Typical load (un-stretched)**	0 N
Typical load (at maximum)**	2.1 N

[†]Test conditions: 1000 cycle triangular displacement profile with an amplitude of 62.4mm at a speed of 5mm/s

**Representative value, actual values will be calibrated for each sensor