

### Features

- 3.2mmx1.6mm SMT LED. 1.1mm THICKNESS.
- LOW POWER CONSUMPTION.
- WIDE VIEWING ANGLE.
- IDEAL FOR BACKLIGHT AND INDICATOR.
- VARIOUS COLORS AND LENS TYPES AVAILABLE.

### Description

The Bright Red source color devices are made with Gallium Phosphide Red Light Emitting Diode.

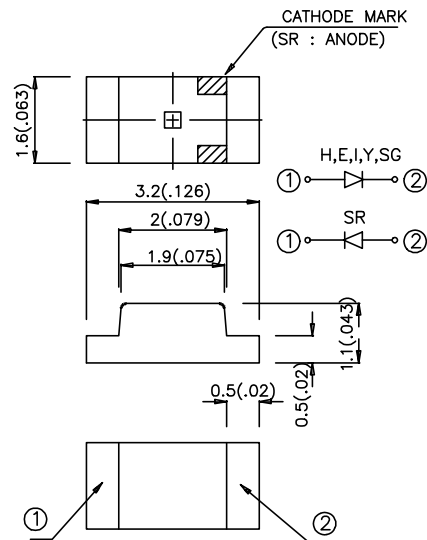
The Super Bright Green source color devices are made with Gallium Phosphide Green Light Emitting Diode.

The High Efficiency Red source color devices are made with Gallium Arsenide Phosphide on Gallium Phosphide Orange Light Emitting Diode.

The Yellow source color devices are made with Gallium Arsenide Phosphide on Gallium Phosphide Yellow Light Emitting Diode.

The Super Bright Red source color devices are made with Gallium Aluminum Arsenide Red Light Emitting Diodes.

### Package Dimensions



#### Notes:

1. All dimensions are in millimeters (inches).
2. Tolerance is  $\pm 0.2$  (0.0079") unless otherwise noted.
3. Lead spacing is measured where the lead emerge package.
4. Specifications are subjected to change without notice.

### Selection Guide

Part No.	Dice	Lens Type	Iv (mcd) @ 20 mA		Viewing Angle <b>2<math>\theta</math>1/2</b>
			Min.	Typ.	
KP-3216HD	BRIGHT RED (GaP)	RED DIFFUSED	0.8	1.25	120°
KP-3216HC	BRIGHT RED (GaP)	WATER CLEAR	0.8	1.25	120°
KP-3216HT	BRIGHT RED (GaP)	RED TRNS.	0.8	1.2	120°
KP-3216ID	HIGH EFFICIENCY RED (GaAsP/GaP)	RED DIFFUSED	5	12.5	120°
KP-3216EC	HIGH EFFICIENCY RED (GaAsP/GaP)	WATER CLEAR	5	12.5	120°
KP-3216IT	HIGH EFFICIENCY RED (GaAsP/GaP)	RED TRNS.	5	12.5	120°
KP-3216YD	YELLOW (GaAsP/GaP)	YELLOW DIFFUSED	3.2	8	120°
KP-3216YC	YELLOW (GaAsP/GaP)	WATER CLEAR	3.2	8	120°
KP-3216YT	YELLOW (GaAsP/GaP)	YELLOW TRNS.	3.2	8	120°
KP-3216SRD	SUPER BRIGHT RED (GaAlAs)	RED DIFFUSED	40	70	120°
KP-3216SRC	SUPER BRIGHT RED (GaAlAs)	WATER CLEAR	40	70	120°
KP-3216SRT	SUPER BRIGHT RED (GaAlAs)	RED TRNS.	40	70	120°
KP-3216SGD	SUPER BRIGHT GREEN (GaP)	GREEN DIFFUSED	3.2	12.5	120°
KP-3216SGC	SUPER BRIGHT GREEN (GaP)	WATER CLEAR	3.2	12.5	120°
KP-3216SGT	SUPER BRIGHT GREEN (GaP)	GREEN TRNS.	3.2	12.5	120°

#### Note:

1.  $\theta$ 1/2 is the angle from optical centerline where the luminous intensity is 1/2 the optical centerline value.

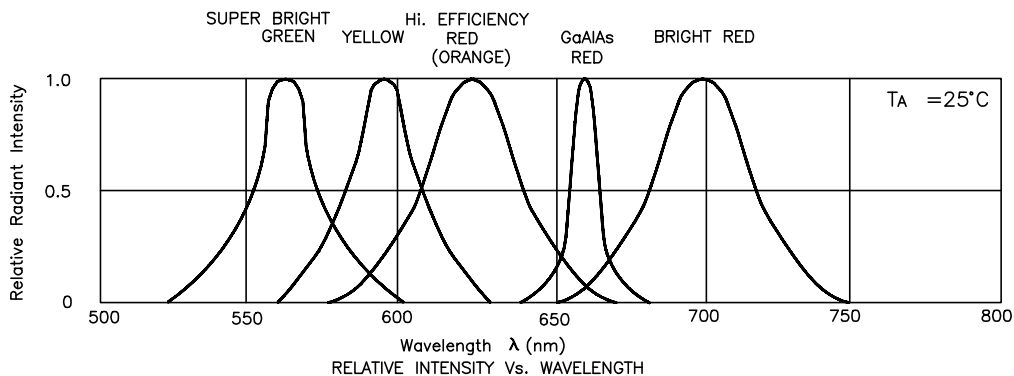
### Electrical / Optical Characteristics at T<sub>A</sub>=25°C

Symbol	Parameter	Device	Typ.	Max.	Units	Test Conditions
$\lambda_{peak}$	Peak Wavelength	Bright Red High Efficiency Red Yellow Super Bright Red Super Bright Green	700 625 590 660 565		nm	IF=20mA
$\Delta\lambda_{1/2}$	Spectral Line Halfwidth	Bright Red High Efficiency Red Yellow Super Bright Red Super Bright Green	45 45 35 20 30		nm	IF=20mA
C	Capacitance	Bright Red High Efficiency Red Yellow Super Bright Red Super Bright Green	40 12 10 95 45		pF	VF=0V;f=1MHz
V <sub>F</sub>	Forward Voltage	Bright Red High Efficiency Red Yellow Super Bright Red Super Bright Green	2.0 2.0 2.1 1.85 2.2	2.5 2.5 2.5 2.5 2.5	V	IF=20mA
I <sub>R</sub>	Reverse Current	All	10		uA	VR = 5V

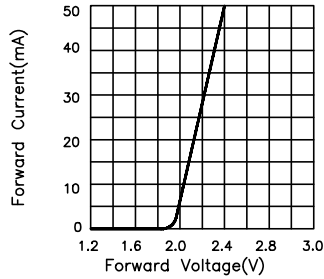
### Absolute Maximum Ratings at T<sub>A</sub>=25°C

Parameter	Bright Red	High Efficiency Red	Yellow	Super Bright Red	Super Bright Green	Units
Power dissipation	105	105	105	100	105	mW
DC Forward Current	25	30	30	30	25	mA
Peak Forward Current [1]	150	150	150	150	150	mA
Reverse Voltage	5	5	5	5	5	V
Operating/Storage Temperature	-40 °C To +85 °C					
Lead Soldering Temperature [2]	230 °C For 3 Seconds					

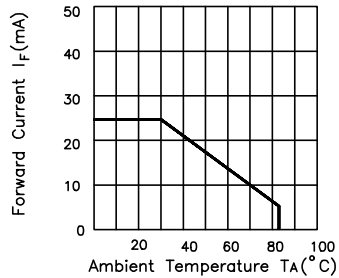
Note:  
1. 1/10 Duty Cycle, 0.1ms Pulse Width.



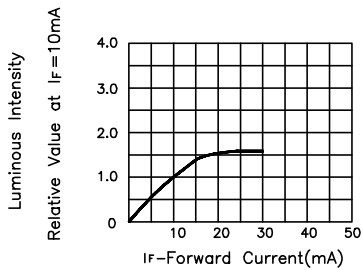
Bright Red KP-3216HD, KP-3216HC, KP-3216HT



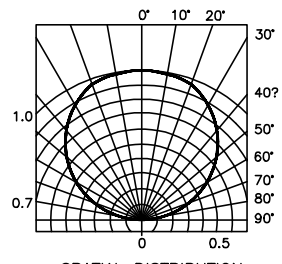
FORWARD CURRENT Vs. FORWARD VOLTAGE



FORWARD CURRENT DERATING CURVE

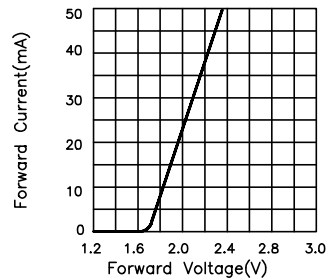


LUMINOUS INTENSITY Vs. FORWARD CURRENT

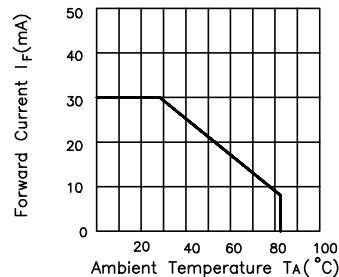


SPATIAL DISTRIBUTION

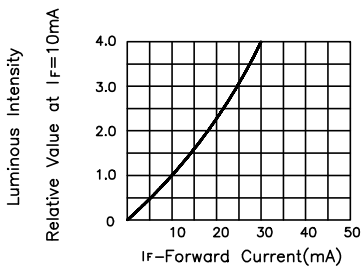
High Efficiency Red KP-3216ID, KP-3216EC, KP-3216IT



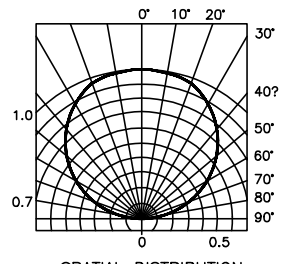
FORWARD CURRENT Vs. FORWARD VOLTAGE



FORWARD CURRENT DERATING CURVE

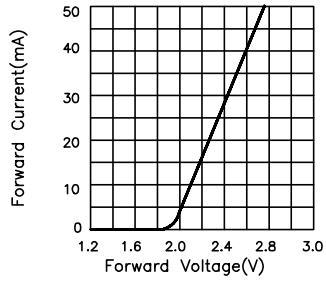


LUMINOUS INTENSITY Vs. FORWARD CURRENT

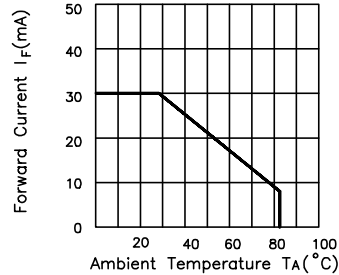


SPATIAL DISTRIBUTION

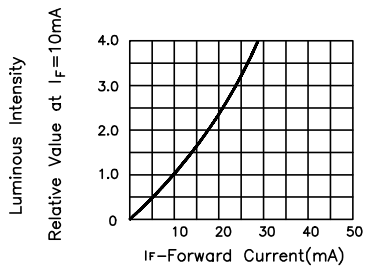
Yellow KP-3216YD, KP-3216YC, KP-3216YT



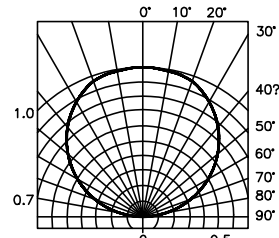
FORWARD CURRENT Vs. FORWARD VOLTAGE



FORWARD CURRENT DERATING CURVE

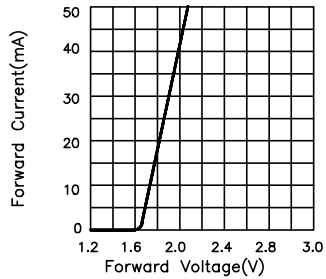


LUMINOUS INTENSITY Vs. FORWARD CURRENT

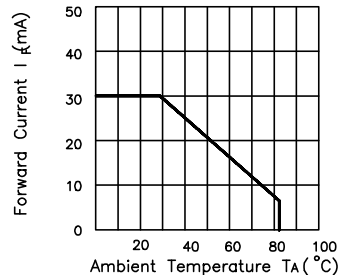


SPATIAL DISTRIBUTION

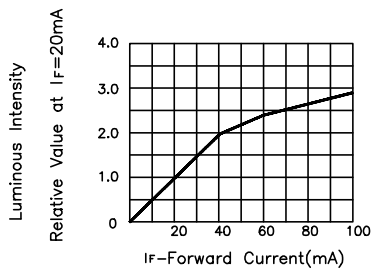
Super Bright Red KP-3216SRD, KP-3216SRC, KP-3216SRT



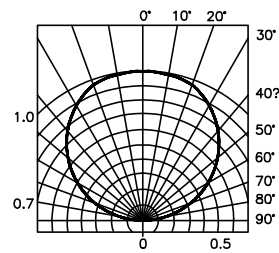
FORWARD CURRENT Vs. FORWARD VOLTAGE



FORWARD CURRENT DERATING CURVE

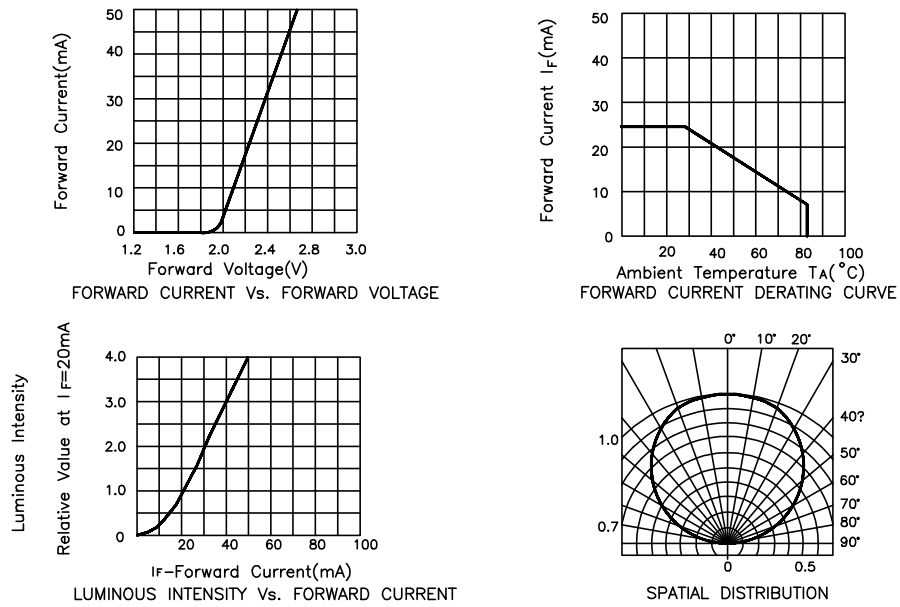


LUMINOUS INTENSITY Vs. FORWARD CURRENT

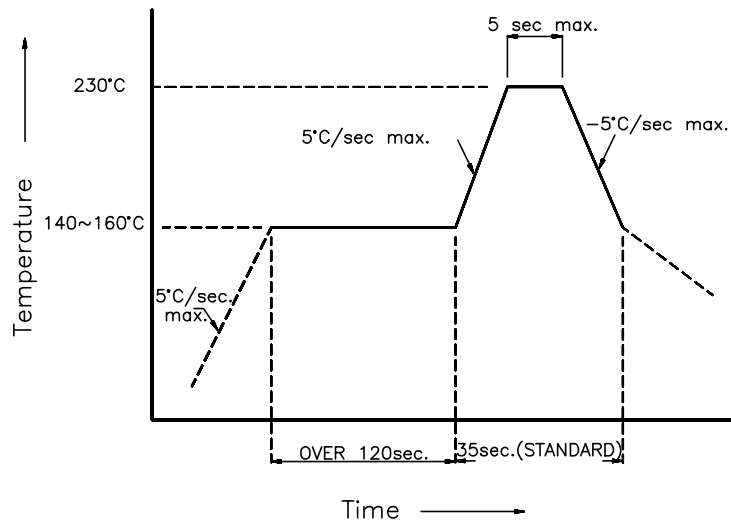


SPATIAL DISTRIBUTION

Super Bright Green KP-3216SGD, KP-3216SGC, KP-3216SGT

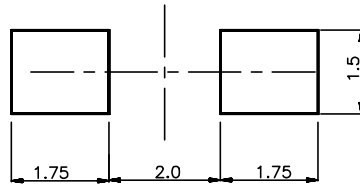


KP-3216 Series SMT Reflow Soldering Instructions

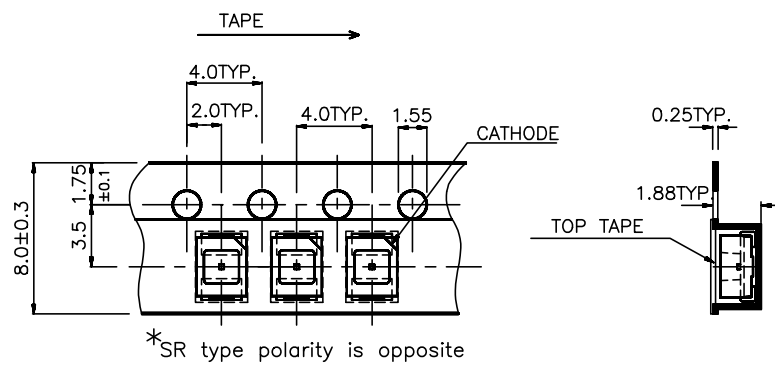


## KP-3216 Series Recommended Soldering Pattern

FOR REFLOW SOLDERING



## KP-3216 Series Tape Specifications



(Units : mm)