

MLZ2012M100HTD25



Applications	Automotive Grade
Feature	AEC-Q200 Multilayer Magnetic Shield Ferrite Core
Series	MLZ
Status	Production



Size	
Length(L)	2.00mm ±0.20mm
Width(W)	1.25mm ±0.20mm
Thickness(T)	1.25mm ±0.20mm
Recommended Land Pattern (A)	0.80mm Nom.
Recommended Land Pattern (B)	1.00mm Nom.
Recommended Land Pattern (C)	1.20mm Nom.

Electrical Characteristics	
Inductance	10µH ±20% at 2MHz
Rated Current (L Change) [Typ.]	
Rated Current (L Change) [Max.]	200mA (50% Down)
Rated Current (Temperature Rise) [Typ.]	300mA (20°C Rise)
Rated Current (Temperature Rise) [Max.]	200mA (20°C Rise)
DC Resistance [Typ.]	680mΩ
DC Resistance [Max.]	884mΩ
Self Resonant Frequency [Min.]	
Self Resonant Frequency [Typ.]	
Q [Min.]	
Q [Typ.]	

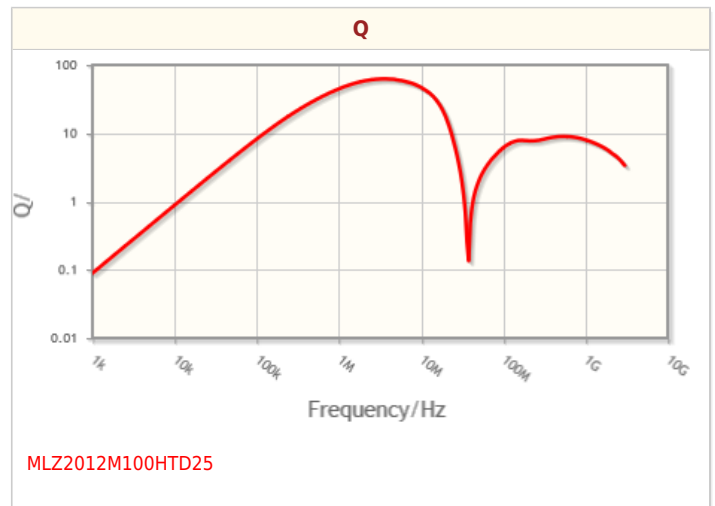
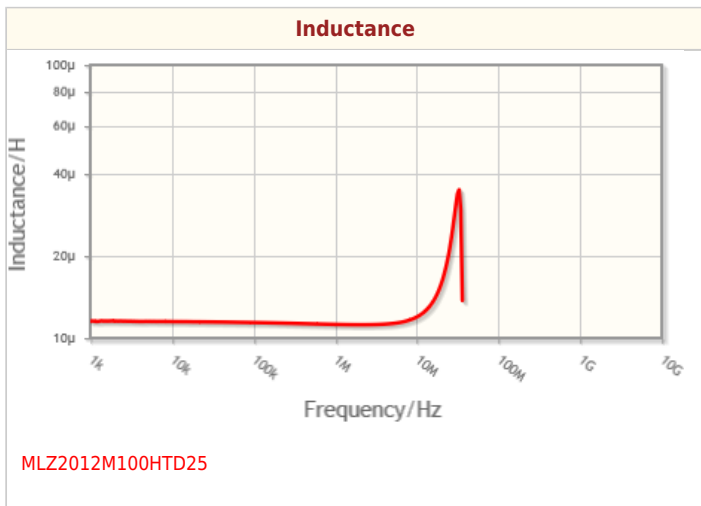
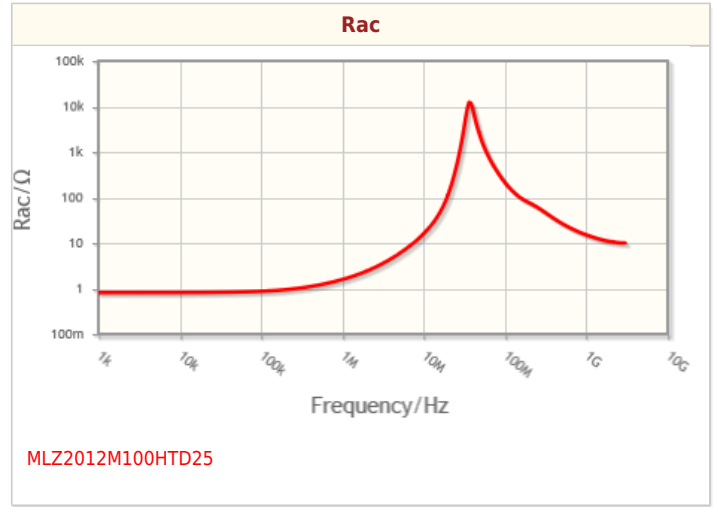
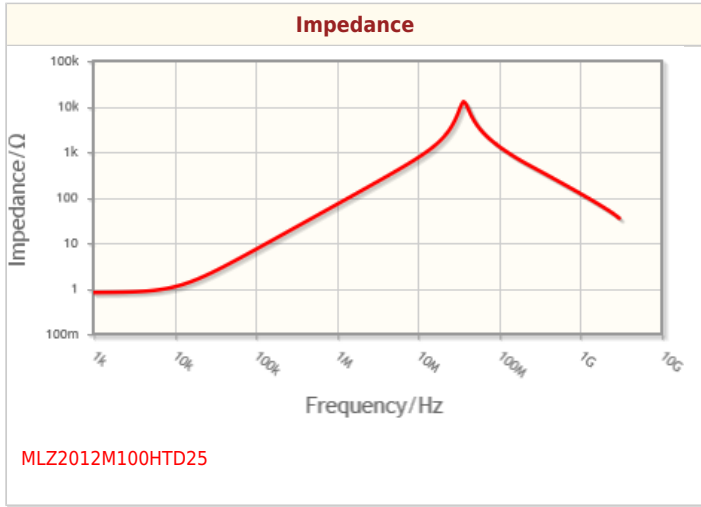
Other	
Operating Temp. Range (Including Self-Temp. Rise)	-55 to 125°C
Soldering Method	Flow Reflow Iron Soldering
AEC-Q200	Yes
Packing	Blister (Plastic)Taping [180mm Reel]
Package Quantity	2000pcs
Weight	0.014g

Weight are for reference only and show exemplary products.
 † This PDF document was created based on the data listed on the TDK Corporation website.
 ‡ All specifications are subject to change without notice.

MLZ2012M100HTD25




Characteristic Graphs(This is reference data, and does not guarantee the products characteristics.)



! Images are for reference only and show exemplary products.
! This PDF document was created based on the data listed on the TDK Corporation website.
! All specifications are subject to change without notice.



Associated Images



! Images are for reference only and show exemplary products.
! This PDF document was created based on the data listed on the TDK Corporation website.
! All specifications are subject to change without notice.