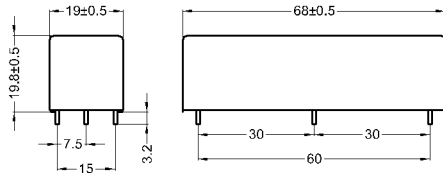



DIMENSIONS (mm)

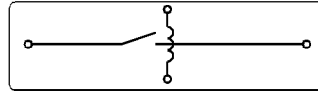


PINS

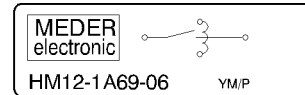
Pins: Ø0.8 mm
 L = 3.2±0.3 mm
 Material: Cu-alloy tinned

 unspecified tolerances acc. to DIN ISO 2768-m

LAYOUT
 Top view



MARKING



MARKING

MEDER-Label
 Type/Layout
 Production code,
 EN60062/Factory code

Coil Data at 20 °C	Conditions	Min	Typ	Max	Unit
Coil resistance		135	150	165	Ohm
Coil voltage			12		VDC
Rated power			960		mW
Thermal resistance	max. Relay temperature = operating temperature + self heating		24		K/W
Pull-In voltage				9	VDC
Drop-Out voltage		1			VDC

Contact data 69	Conditions	Min	Typ	Max	Unit
Contact rating	Any DC combination of V & A not to exceed their individual max.'s			50	W
Switching voltage	DC or Peak AC			10,000	V
Switching current	DC or Peak AC			3	A
Carry current	DC or Peak AC			5	A
Contact resistance static	Measured with 40% overdrive Start Value			150	mOhm
Insulation resistance	RH <45 %, 100 V test voltage	10			TOhm
Breakdown voltage	according to IEC 255-5	15			kV DC
Operate time incl. bounce	measured with 40% overdrive			3	ms
Release time	measured with no coil excitation			1,5	ms
Capacitance	@ 10 kHz across open switch		0,8		pF

Special Product Data	Conditions	Min	Typ	Max	Unit
Number of contacts				1	
Contact - form				A - NO	
Dielectric Strength Coil/Contact	according to IEC 255-5	15			kV DC
Insulation resistance Coil/Contact	RH <45%, 200 VDC test voltage	10			TOhm
Case colour				gray	
Housing material				Polycarbonat	
Sealing compound				Polyurethan	
Connection pins				Copper alloy tin plated	
Magnetic Shield				no	
Reach / RoHS conformity				yes	

Modifications in the sense of technical progress are reserved

Designed at: 11.06.08 Designed by: MPOTUZAK
 Last Change at: 13.04.11 Last Change by: WKOVACS

Approval at: 11.09.08 Approval by: DSTASTNY
 Approval at: 13.04.11 Approval by: CRUF

Version: 05



Products for tomorrow...

Europe: +49 / 7731 8399 0 | Email: info@meder.com
USA: +1 / 508 295 0771 | Email: salesusa@meder.com
Asia: +852 / 2955 1682 | Email: salesasia@meder.com

Item No.:
8412169006
Item:
HM12-1A69-06

Environmental data	Conditions	Min	Typ	Max	Unit
Shock	1/2 sine wave duration 11ms			50	g
Vibration	from 10 - 2000 Hz			20	g
Operating temperature		-20		70	°C
Storage temperature		-20		90	°C
Soldering temperature	wave soldering max. 5 sec.			260	°C
Washability					fully sealed

General data	Conditions	Min	Typ	Max	Unit
Total weight			43		g
Packaging					boardcard 10 pcs./each

Modifications in the sense of technical progress are reserved

Designed at: 11.06.08 Designed by: MPOTUZAK
Last Change at: 13.04.11 Last Change by: WKOVACS

Approval at: 11.09.08 Approval by: DSTASTNY
Approval at: 13.04.11 Approval by: CRUF

Version: 05