

# 产品规格书

## SPECIFICATION

Customer \_\_\_\_\_  
Description Numeric Display  
Specification SLR0392DRC3BD-4.0  
Approval No. DS1805072  
Date 2018-08-08

---

Customer acknowledgement			

---

**SUNLIGHT** 东莞市光华电子有限公司

Dongguan Sunlight Electronic CO., LTD

地址：广东省东莞市东城区下桥工业园 U 幢

TEL: (0769) 22202947

FAX: (0769) 22208815

developer		

**Data Sheet**

## 1. Description:

- 0.39" Red Numeric Display
- These display provide excellent reliability , with low power dissipation and long life-span
- These devices are made with white segment and black surface
- Common Cathode Show
- Complied With RoHS Directive

## 2. Application:

Numeric Display Show

## 3. Absolute Maximum Ratings (TA=25°C) :

Items	Minimum value	Maximum value	Unit
DC forward current IF/Seg	---	20	mA
Reverse voltage VR/Seg	---	5	V
Operating temperature TOPR	-20	+60	°C
Storage temperature TSTG	-25	+85	°C
Peak pulse current IFM/Seg	---	60	mA

Note: Condition for IFP is pulse of 1/10 duty cycle and 0.1msec width

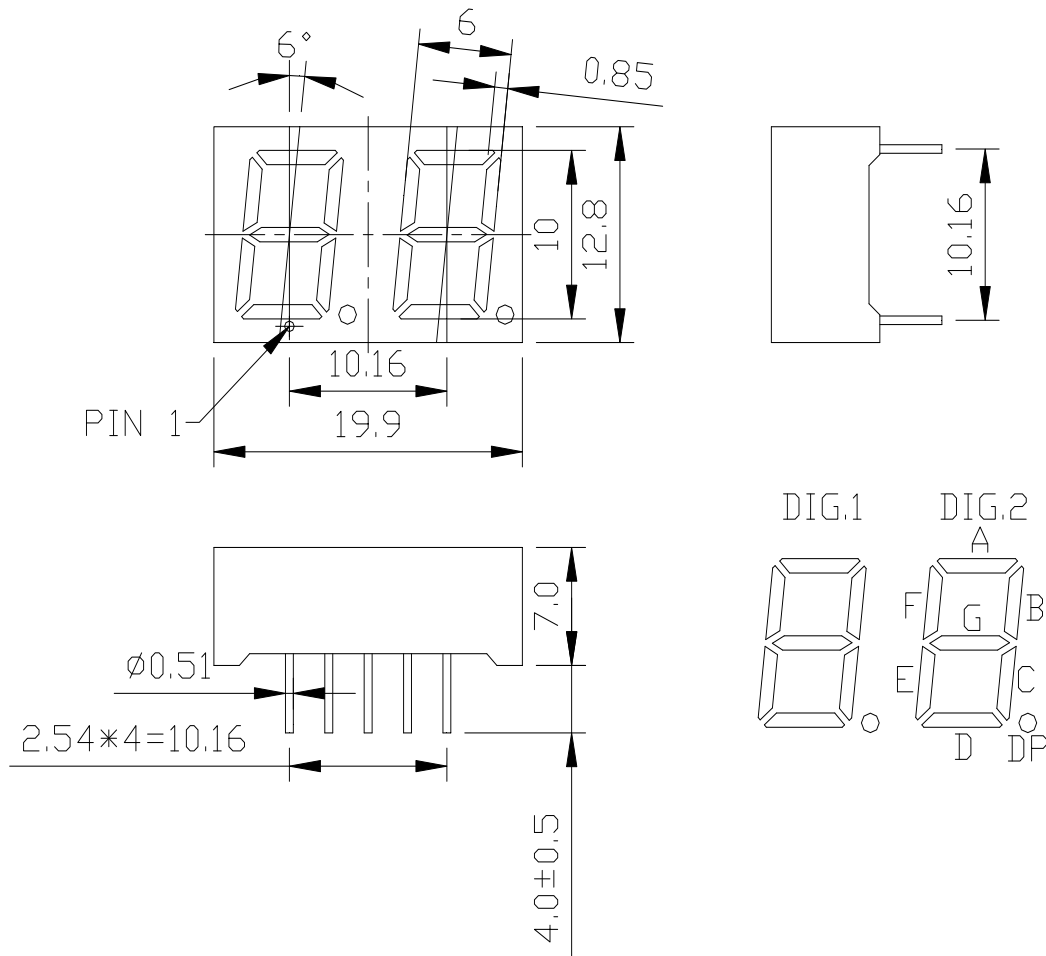
## 4. Typical Electrical &amp; Optical Characteristics (TA=25°C) :

Items	Condition	Unit	Minimum value	Typ value	Maximum value
Forward Voltage VF/Seg	IF=20mA	V	1.6	2.0	2.4
Reverse current IR/Seg	VR=5V	uA	---	---	50
Peak wavelength $\lambda_p$	IF=20mA	nm	635	640	645
Half width $\Delta\lambda$	IF=20mA	nm	---	20	---
Luminous intensity IV/Seg	IF=20mA	mcd	15	22	33

Sunlight Electronic CO., LTD

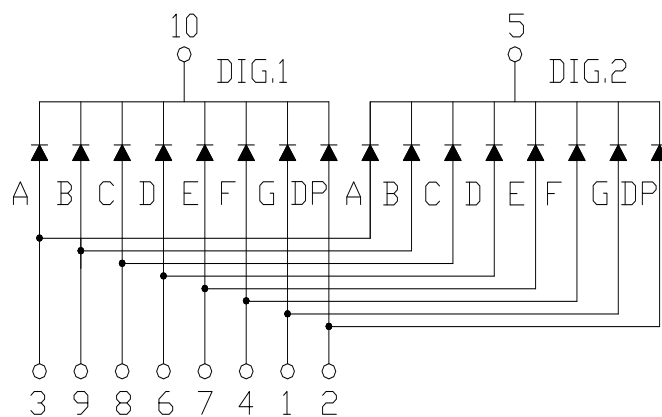
Tel: 22202947 22767395 Fax: 22208815

5. Outline Dimension:



Unmarked tolerance :  $\pm 0.25$   
 Unit : mm

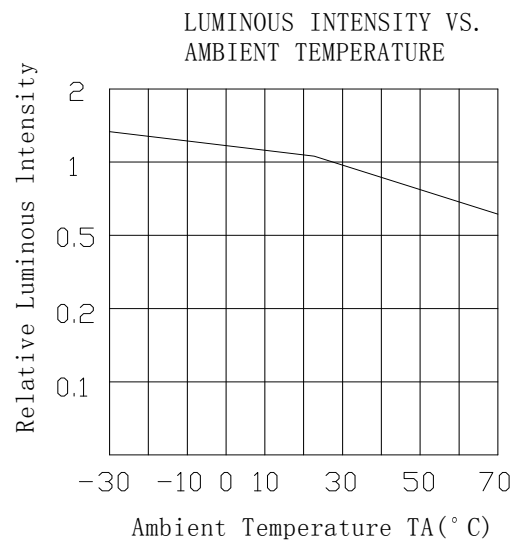
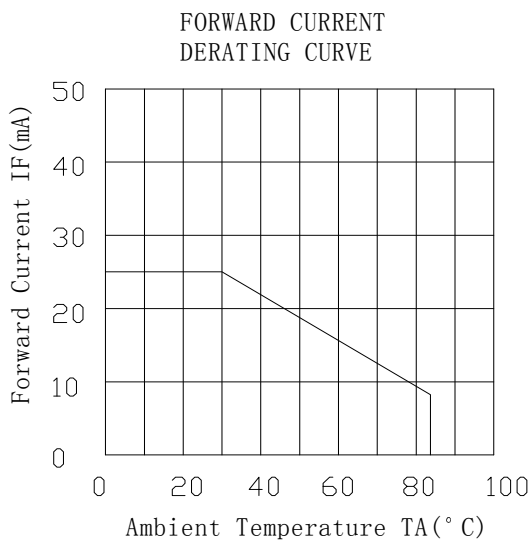
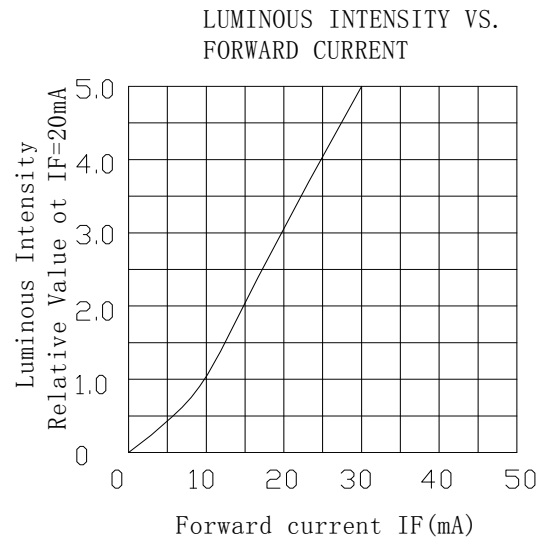
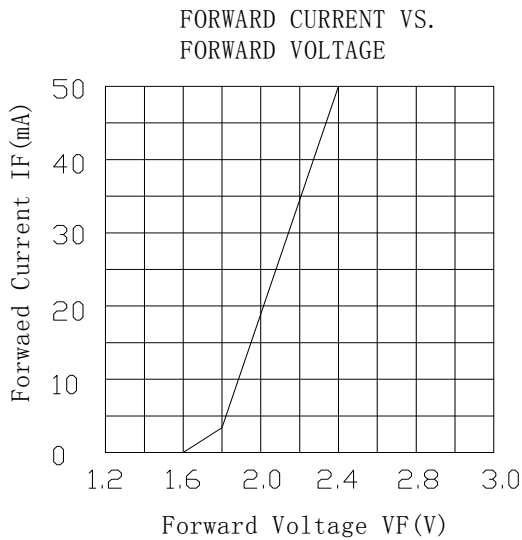
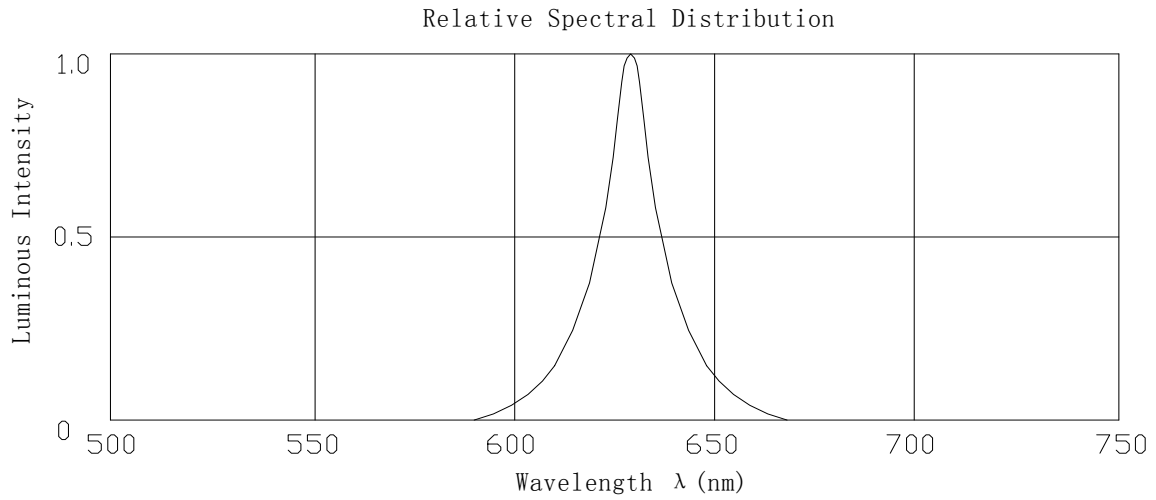
6. Circuit Diagram:



Sunlight Electronic CO., LTD

Tel: 22202947 22767395 Fax: 22208815

7. Curve characteristics:



## 8. Reliability Test Items And Conditions:

Test Items	Test Conditions	Quantity	Judging Criteria
Solderability	Solder Temperature: 260°C Solder Duration: 3sec	15	Solderable Area Over 95%
Thermal Shock Followed by High Temperature And High Humidity Cyclic	-20°C → 10 min. 5 Cycles ↓↑ Shift (2~3) min. 60°C → 10 min. ↓ 25°C~55°C (90%~95%) RH 2 Cycles for 48 hrs. Recover for 2 hrs.	11	C=0 & II
Resistance For Soldering Heat	Reflow Soldering	15	C=0 & II
DC Operating Life	1000 hrs. Forward Current: 20mA	22	C=0 & I
High Temperature Storage	100°C → 1000 hrs.	15	C=0 & I
High Temperature And High Humidity Cyclic	25°C~55°C (90%~95%) RH 6 Cycles for 144 hrs. Recover for 2 hrs.	11	C=0 & I

## Criteria For Judging Damage

Items	Symbol	Test Conditions	Criteria For Judging Damage I	Criteria For Judging Damage II
Forward Voltage	V <sub>F</sub>	I <sub>F</sub> =20mA	≥USL*×1.2	≥USL
Reverse Current	I <sub>R</sub>	V <sub>R</sub> =5V	≥USL×2.0	≥USL
Luminous Intensity	I <sub>V</sub>	I <sub>F</sub> =20mA	≤LSL**×0.5	≤LSL

● USL: Upper Standard Level, \*\*LSL: Lower Standard Level

## 9. Note:

● Static: This product is designed based on LED, LED sensitive to static electricity, static electricity and surge will cause the LED characteristics change, such as forward voltage drop, etc., even if serious damage to the product. So, do not directly touch the pins, installation or use, related equipment and machinery should be properly grounded, and must take other measures to prevent static electricity and surge. Use anti-static wrist strap, anti-static mats, anti-static overalls, work boots, gloves, anti-static container, are effective measures to prevent static electricity and surge.

● Storage: Note preservation, poor storage conditions will reduce the reflective film and reflective cavity adhesion, recommended storage conditions: temperature 25 % ± 10 %, humidity 65 % RH ± 20 % RH.

● Soldering: Soldering temperature 260 °C ± 5 °C, less than 3 seconds welding time and welding power less than 30W, soldering point should be greater than from the product entity 1.6mm.

Sunlight Electronic CO., LTD

Tel: 22202947 22767395 Fax: 22208815

File No: DS1805072	REV: T	Page 5 OF 5
--------------------	--------	-------------