

PLEASE CHECK WWW.MOLEX.COM FOR LATEST PART INFORMATION

Part Number: [0919991982](#)
Status: **Active**
Overview: [rast 5 connector system](#)
Description: 5.00mm (.197") Pitch Appli-Mate RAST 5 Header, Vertical, 4 Circuits, Reference K153, Silver (Ag) Plating, Glow Wire Compatible

Documents:

[3D Model](#) [Product Specification PS-99020-0037 \(PDF\)](#)
[Drawing \(PDF\)](#) [RoHS Certificate of Compliance \(PDF\)](#)

Agency Certification

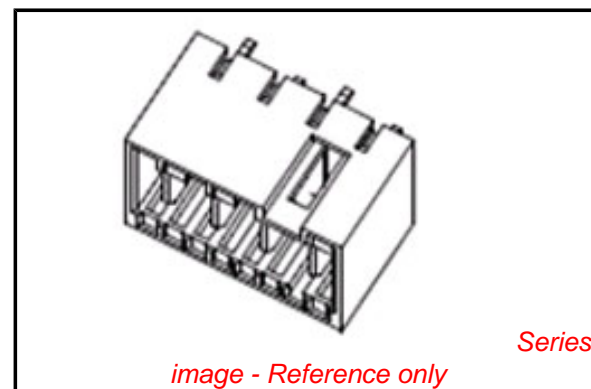
CSA LR19980
 UL E29179

General

Product Family PCB Headers
 Series [91999](#)
 Application Wire-to-Board
 Overview [rast 5 connector system](#)
 Product Name RAST 5

Physical

Breakaway No
 Circuits (Loaded) 4
 Circuits (maximum) 4
 Color - Resin Natural
 Durability (mating cycles max) 10
 First Mate / Last Break No
 Flammability 94V-0
 Glow-Wire Compliant Yes
 Guide to Mating Part No
 Keying to Mating Part Yes
 Lock to Mating Part No
 Material - Metal Brass
 Material - Plating Mating Silver
 Material - Resin Nylon
 Number of Rows 1
 Orientation Vertical
 PC Tail Length (in) 0.154 In
 PC Tail Length (mm) 3.90 mm
 PCB Locator Yes
 PCB Retention None
 PCB Thickness Recommended (in) 0.055 In
 PCB Thickness Recommended (mm) 1.40 mm
 Packaging Type Bag
 Pitch - Mating Interface (in) 0.197 In
 Pitch - Mating Interface (mm) 5.00 mm
 Plating min: Mating (µin) 80
 Plating min: Mating (µm) 2
 Polarized to PCB Yes
 Robotic Placement None
 Shrouded Fully
 Stackable No
 Surface Mount Compatible (SMC) No
 Temperature Range - Operating -20C TO +120C
 Termination Interface: Style Through Hole



EU RoHS

ELV and RoHS Compliant
REACH SVHC Contains SVHC: No
Halogen-Free Status

China RoHS



Need more information on product environmental compliance?

Email productcompliance@molex.com
 For a multiple part number RoHS Certificate of Compliance, [click here](#)

Please visit the [Contact Us](#) section for any non-product compliance questions.

Search Parts in this Series
[91999Series](#)

Electrical

Current - Maximum per Contact
Voltage - Maximum

16A
250V AC

Material Info

Old Part Number

WITH ZYTEL RM

Reference - Drawing Numbers

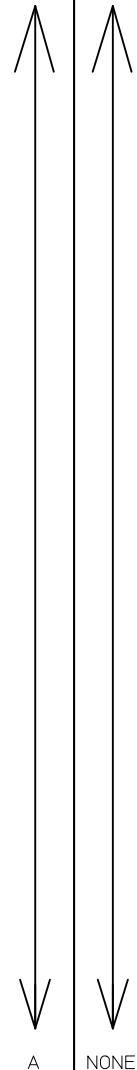
Packaging Specification
Product Specification
Sales Drawing

PK-90858-001
PS-99020-0037
SD-91999-001

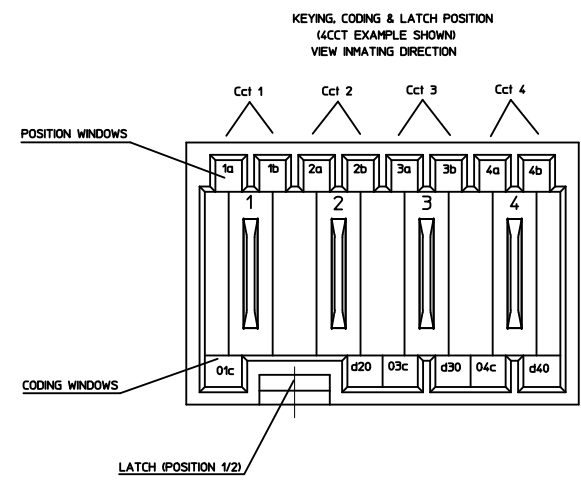
This document was generated on 05/26/2010

PLEASE CHECK WWW.MOLEX.COM FOR LATEST PART INFORMATION

2 CIRCUIT		SEE CODE DESIGNATION TABLE FOR NUMBERING FORMAT WHEN ADDING NEW PART NUMBERS						P.C.B. POLARISATION OPTION	PACKAGING OPTION *	COLOUR STRIPE
PART NO. (TIN)	COLOUR	UNBLOCKED POSITION KEYS	UNBLOCKED CODING KEYS	LATCH POSITION	CONFIGURATION (SEE NOTES)	REF	PART NO. (SILVER)			
91999-0003	NATURAL	1b 2a	01c d20	1/2		K01	91999-0499	A	A	NONE
91999-0004	NATURAL	1a 2b	01c	1/2		K02	91999-0482	A		
91999-0007	NATURAL	1b 2b	01c	1/2		K09	91999-0497	A		
91999-0018	NATURAL	2a	01c, d20	1/2		K03	91999-0495	A		
91999-0019	NATURAL	1a 2b	d20	1/2		K05	91999-0478	A		
91999-0021	NATURAL	1b	01c, d20	1/2		K16	91999-0492	A		
91999-0022	NATURAL	1a 2b	NONE	1/2		K06	91999-0491	A		
91999-0027	NATURAL	2b	NONE	1/2		K11	91999-0487	A		
91999-0029	NATURAL	1a 1b	d20	1/2		K13	91999-0486	A		
91999-0030	NATURAL	2a 2b	NONE	1/2		K31	91999-0485	A		
91999-0032	NATURAL	2b	d20	1/2		K38	91999-0484	A		
91999-0047	NATURAL	1a 2a	01c d20	1/2		K44	91999-0483	A		
91999-0055	NATURAL	1a 1b	NONE	1/2		K40	91999-0480	A		
91999-0020	NATURAL	1a 1b	01c	1/2		K04	91999-0475	A		
91999-0054	NATURAL	2b	01c d20	1/2		K15	91999-0476	A		
91999-0057	NATURAL	1a	01c d20	1/2		K12	91999-0477	A		
91999-0058	NATURAL	1a 2a	01c	1/2		K10	91999-0472	A		
91999-0059	NATURAL	ALL	d20	1/2		K34	91999-0474	A		
91999-0060	NATURAL	1b 2a 2b	d20	1/2		K07	91999-0473	A		
91999-0061	NATURAL	1b 2a	01c d20	1/2		K01	91999-0471	B		
91999-0062	NATURAL	2a	01c	1/2		K42	91999-0470	A		
91999-0063	NATURAL	1b, 2a	d20	1/2		K46	91999-0469	A		
91999-0064	NATURAL	1a, 2b	01c, d20	1/2		K48	91999-0468	A	A	NONE



2 CIRCUIT		SEE CODE DESIGNATION TABLE FOR NUMBERING FORMAT WHEN ADDING NEW PART NUMBERS						P.C.B. POLARISATION OPTION	PACKAGING OPTION *	COLOUR STRIPE
PART NO. (TIN)	COLOUR	UNBLOCKED POSITION KEYS	UNBLOCKED CODING KEYS	LATCH POSITION	CONFIGURATION (SEE NOTES)	REF	PART NO. (SILVER)			
91999-0065	NATURAL	1b 2a	01c d20	1/2		K01	91999-0467	A	B	NONE
91999-0066	NATURAL	1a 2b	01c	1/2		K02	91999-0466	A	B	NONE
91999-0067	NATURAL	ALL	ALL	1/2		K00	91999-0465	A	A	NONE
91999-0068	NATURAL	1a 2b	01c	1/2		K02	91999-0464	A	B	RED
91999-0069	NATURAL	1a	01c	1/2		K57	91999-0463	A	A	NONE
91999-0070	NATURAL	2a 2b	01c	1/2		K32	91999-0462	A	B	NONE
91999-0071	NATURAL	1b 2b	01c	1/2		K09	91999-0461	C	A	NONE

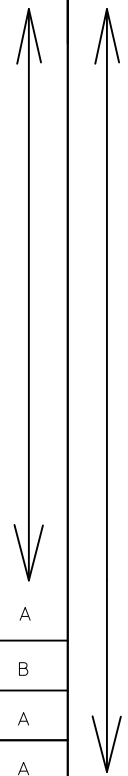


NOTES:
* SEE SHEET 1 NOTE 4

SEE SHEET 1 ELEC NO: E2010-0370 2010/05/17 DRN:BRUTLE CHKD: TOURSH APPR:BMAGUIRE 2006/10/04 2010/06/08	QUALITY SYMBOLS	GENERAL TOLERANCES (UNLESS SPECIFIED)	DIMENSION STYLE	SCALE	DESIGN UNITS	THIRD ANGLE PROJECTION
	$\nabla=0$ $\nabla=0$	mm INCH 4 PLACES ± --- ± --- 3 PLACES ± --- ± --- 2 PLACES ± 0.1 ± --- 1 PLACE ± 0.2 ± --- ANGULAR ± 2°	MM ONLY DRAWN BY: B. RUTLE DATE: 2006/10/04 CHECKED BY: DATE: T. TOURSH 2006/10/04 APPROVED BY: DATE: BMAGUIRE 2006/10/04	1:1	METRIC	
	DRAFT WHERE APPLICABLE MUST REMAIN WITHIN DIMENSIONS	SEE CHART	MATERIAL NO.	DOCUMENT NO.	RAST 5 VERT HDR PA 66 HOUSING	
					MOLEX INCORPORATED SD-91999-001	

THIS DRAWING CONTAINS INFORMATION THAT IS PROPRIETARY TO MOLEX INCORPORATED AND SHOULD NOT BE USED WITHOUT WRITTEN PERMISSION

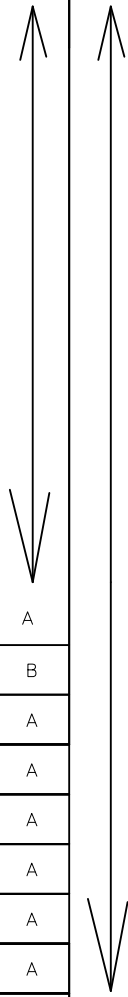
3 CIRCUIT		SEE CODE DESIGNATION TABLE FOR NUMBERING FORMAT WHEN ADDING NEW PART NUMBERS					P.C.B. POLARISATION OPTION	PACKAGING OPTION *	COLOUR STRIPE
PART NO. (TIN)	COLOUR	UNBLOCKED POSITION KEYS	UNBLOCKED CODING KEYS	LATCH POSITION	CONFIGURATION (SEE NOTES)	REF	PART NO. (SILVER)		
91999-0502	NATURAL	1b	01c, d20	1/2		K01	91999-1249	A	NONE
91999-0508	NATURAL	1a	03c	1/2		K04	91999-1248	A	
91999-0511	NATURAL	1a 1b	d30	1/2		K05	91999-1247	A	
91999-0512	NATURAL	1a 3b	01c	1/2		K06	91999-1246	A	
91999-0513	NATURAL	1b	d20 03c	1/2		K09	91999-1245	A	
91999-0524	NATURAL	1b 2a 2b	d30	1/2		K33	91999-1244	A	
91999-0525	NATURAL	2b	d20	1/2		K56	91999-1243	A	
91999-0528	NATURAL	ALL	d10 d30	2/3		K38	91999-1242	A	
91999-0527	NATURAL	ALL	d20	1/2		K40	91999-1240	A	
91999-0526	NATURAL	2b 3b	d10 02c	2/3		K02	91999-1241	A	
91999-0529	NATURAL	1b	01c d20	1/2		N/A	91999-1239	A	
91999-0530	NATURAL	2b 3b	ALL	2/3		k145	91999-1238	A	
91999-0531	NATURAL	3b	01c d30	2/3		k10	91999-1237	A	
91999-0532	NATURAL	3b	d10, 02c	2/3		N/A	91999-1236	A	
91999-0533	NATURAL	2b 3b	ALL	2/3		k145	91999-1235	A	
91999-0534	NATURAL	ALL	ALL	1/2		k00	91999-1234	A	
91999-0506	NATURAL	1a 3a	d20	1/2		k43	91999-1233	A	
91999-0507	NATURAL	2a	d10 d30	2/3		k44	91999-1232	A	NONE
91999-0535	NATURAL	3b	d10 d30	2/3		N/A	91999-1231	A	NONE
91999-0536	NATURAL	1b	01c	1/2		N/A	91999-1230	A	NONE



NOTES:
* SEE SHEET 1 NOTE 4

SEE SHEET 1 EEC NO: E2010-0370 DRAWN BY: DRWNBRUTLE CHECKED BY: CHYKOT.TOURSH APPROVED BY: APPR:BMAGUIRE DATE: 2010/05/17 DATE: 2006/10/04 DATE: 2010/06/08	QUALITY SYMBOLS	GENERAL TOLERANCES (UNLESS SPECIFIED)	DIMENSION STYLE	SCALE	DESIGN UNITS	THIRD ANGLE PROJECTION	
	$\nabla=0$ $\nabla=0$	mm INCH 4 PLACES ± --- ± --- 3 PLACES ± --- ± --- 2 PLACES ± 0.1 ± --- 1 PLACE ± 0.2 ± --- ANGULAR ± 2 °	MM ONLY	1:1	METRIC		
	DRAWN BY: B. RUTLE CHECKED BY: T. TOURSH APPROVED BY: BMAGUIRE DATE: 2006/10/04 DATE: 2006/10/04 DATE: 2006/10/04	DRAFT WHERE APPLICABLE MUST REMAIN WITHIN DIMENSIONS		SEE CHART	TITLE: RAST 5 VERT HDR PA 66 HOUSING		MATERIAL NO. SD-91999-001
	MOLEX INCORPORATED	THIS DRAWING CONTAINS INFORMATION THAT IS PROPRIETARY TO MOLEX INCORPORATED AND SHOULD NOT BE USED WITHOUT WRITTEN PERMISSION		SHEET NO. 3 OF 6			

4 CIRCUIT		SEE CODE DESIGNATION TABLE FOR NUMBERING FORMAT WHEN ADDING NEW PART NUMBERS					P.C.B. POLARISATION OPTION	PACKAGING OPTION *	COLOUR STRIPE
PART NO. (TIN)	COLOUR	UNBLOCKED POSITION KEYS	UNBLOCKED CODING KEYS	LATCH POSITION	CONFIGURATION (SEE NOTES)	REF	PART NO. (SILVER)		
91999-1254	NATURAL	1b	03c d40	1/2 3/4		K01	91999-1999	A	
91999-1264	NATURAL	1a 4b	d40	1/2 3/4		K03	91999-1998	A	
91999-1265	NATURAL	2a 4b	d20	1/2 3/4		K07	91999-1996	A	
91999-1267	NATURAL	1b 2a 3a 4b	01c d40	1/2 3/4		K37	91999-1994	A	
91999-1270	NATURAL	1a 2b 4b	01c 03c d40	1/2 3/4		K44	91999-1993	A	
91999-1274	NATURAL	1a 3a 3b	01c d20 d40	1/2 3/4		K32	91999-1992	A	
91999-1275	NATURAL	1b 2a 4b	01c d20 03c	1/2 3/4		K61	91999-1991	A	
91999-1278	NATURAL	1a 3a	d40	1/2 3/4		K06	91999-1987	A	
91999-1280	NATURAL	1a 2b 3b 4a	01c 03c d40	1/2 3/4		K65	91999-1988	A	
91999-1281	NATURAL	2a 4b	d20 03c	1/2 3/4		K30	91999-1986	A	
91999-1282	NATURAL	3b	d30	2/3		K04	91999-1985	A	
91999-1283	NATURAL	1b 2a 4b	ALL	1/2 3/4		N/A	91999-1984	A	
91999-1284	NATURAL	2a 3a 3b 4b	ALL	1/2 3/4		N/A	91999-1983	A	
91999-1285	NATURAL	2a 2b 3b 4b	ALL	1/2 3/4		k153	91999-1982	A	
91999-1286	NATURAL	2a 2b 3b 4b	ALL	1/2 3/4		k153	91999-1981	A	
91999-1287	NATURAL	1a, 4b	01c	1/2 3/4		k02	91999-1980	A	
91999-1288	NATURAL	1b, 2b, 3b, 4a	01c 03c d40	1/2 3/4		k--	91999-1979	A	
91999-1289	NATURAL	1b	03c d40	1/2 3/4		k01	91999-1978	C	
91999-1290	NATURAL	1b 2a 2b 3a 4a 4b	03c d40	1/2 3/4		k12	91999-1977	A	
91999-1291	NATURAL	ALL	ALL	1/2 3/4		k00	91999-1976	A	
91999-1292	NATURAL	1b 2a 3a 4a	01c d20 03c	1/2 3/4		k83	91999-1975	A	
91999-1293	NATURAL	1b 2b 3b 4a	01c 03c d40	1/2 3/4		k120	91999-1974	A	
91999-1294	NATURAL	1a 2a 2b 3a 3b 4a 4b	NONE	1/2 3/4		k102	91999-1973	A	
91999-1295	NATURAL	1b 3b 4b	01c d20 03c	1/2 3/4		k85	91999-1972	A	



SEE SHEET 1 ELEC NO: E2010-0370 DRAWN BY: DRW:BRUTLE CHKD BY: TOURSH APPR: BMAGUIRE 2010/05/17 2006/10/04 2010/06/08	QUALITY SYMBOLS	GENERAL TOLERANCES (UNLESS SPECIFIED)	DIMENSION STYLE	SCALE	DESIGN UNITS	THIRD ANGLE PROJECTION	
	$\nabla=0$ $\nabla=0$	mm INCH 4 PLACES ± --- ± --- 3 PLACES ± --- ± --- 2 PLACES ± 0.1 ± --- 1 PLACE ± 0.2 ± --- ANGULAR ± 2 °	MM ONLY DRAWN BY DATE B. RUTLE 2006/10/04 CHECKED BY DATE T. TOURSH 2006/10/04 APPROVED BY DATE BMAGUIRE 2006/10/04 MATERIAL NO.	1:1 METRIC	TITLE RAST 5 VERT HDR PA 66 HOUSING	MOLEX INCORPORATED	SHEET NO. 4 OF 6
	DRAFT WHERE APPLICABLE MUST REMAIN WITHIN DIMENSIONS	SEE CHART THIS DRAWING CONTAINS INFORMATION THAT IS PROPRIETARY TO MOLEX INCORPORATED AND SHOULD NOT BE USED WITHOUT WRITTEN PERMISSION	DOCUMENT NO. SD-91999-001				

5 CIRCUIT

SEE CODE DESIGNATION TABLE FOR NUMBERING
FORMAT WHEN ADDING NEW PART NUMBERS

PART NO. (TIN)	COLOUR	UNBLOCKED POSITION KEYS	UNBLOCKED CODING KEYS	LATCH POSITION	CONFIGURATION (SEE NOTES)	REF	PART NO. (SILVER)	P.C.B. POLARISATION OPTION	PACKAGING OPTION *	COLOUR STRIPE
91999-2000	NATURAL	1a 5b	01c d30	1/2 2/3		K01	91999-2749	A	A	NONE
91999-2001	NATURAL	1a 3a	01c d30	1/2 4/5		K30	91999-2748	A	A	NONE
91999-2002	NATURAL	1a 5b	01c d20 03c d50	1/2 3/4		K31	91999-2747	A	A	NONE
91999-2003	NATURAL	1b 2a 3b 5a	01c 03c	1/2 3/4		K35	91999-2746	A	A	NONE
91999-2004	NATURAL	1a 2a 2b 4b 5b	01c d30 04c d50	1/2 2/3 4/5		K36	91999-2745	A	A	NONE
91999-2006	NATURAL	2a	01c d50	2/3 4/5		K43	91999-2742	A	A	NONE
91999-2012	NATURAL	2a 4b	01c d20 d40	1/2 3/4		K44	91999-2743	A	A	NONE
91999-2013	NATURAL	2b	d20	1/2 4/5		K02	91999-2741	A	A	NONE
91999-2014	NATURAL	4b 5a	01c d30 04c d50	1/2 4/5		K45	91999-2740	A	A	NONE
91999-2015	NATURAL	NONE	01c d40	1/2 3/4		K46	91999-2739	A	A	NONE
91999-2017	NATURAL	1a 4a	d30	1/2 4/5		K04	91999-2737	A	A	NONE
91999-2024	NATURAL	1a 5b	d20 d40	1/2 3/4		K77	91999-2732	A	A	NONE
91999-2025	NATURAL	2b	d20 d50	1/2 3/4		K95	91999-2733	A	A	NONE
91999-2026	NATURAL	1a 5b	01c d20 03c d50	1/2 3/4		N/A	91999-2734	A	A	NONE
91999-2027	NATURAL	1a 3a 4b 5a	03c 04c	1/2 4/5		K73	91999-2735	A	A	NONE
91999-2028	NATURAL	2b	d20	1/2 4/5		N/A	91999-2731	A	A	NONE
91999-2029	NATURAL	1b 2a 4a	01c 04c d50	1/2 4/5		K51	91999-2730	A	A	NONE
91999-2030	NATURAL	2b 3b 4a	01c d20 d40	1/2 3/4		K52	91999-2729	A	A	NONE
91999-2031	NATURAL	1a 5b	01c d20 03c d50	1/2 4/5		K86	91999-2728	A	A	NONE
91999-2032	NATURAL	1a 1b 4a	d30 04c d50	1/2 4/5		K64	91999-2727	A	A	NONE
91999-2033	NATURAL	1a 5b	01c d20 03c d50	1/2 3/4		N/A	91999-2726	B	A	NONE
91999-2034	NATURAL	1a 3a	01c d30	1/2 4/5		K30	91999-2725	C	A	NONE
91999-2035	NATURAL	ALL	ALL	1/2 4/5		K90	91999-2724	A	A	NONE

NOTES:
* SEE SHEET 1 NOTE 4

6 CIRCUIT

SEE CODE DESIGNATION TABLE FOR NUMBERING
FORMAT WHEN ADDING NEW PART NUMBERS

PART NO. (TIN)	COLOUR	UNBLOCKED POSITION KEYS	UNBLOCKED CODING KEYS	LATCH POSITION	CONFIGURATION (SEE NOTES)	REF	PART NO. (SILVER)	P.C.B. POLARISATION OPTION	PACKAGING OPTION *	COLOUR STRIPE
91999-2753	NATURAL	1b	03c d60	1/2 4/5		K01	91999-3499	A	A	NONE
91999-2754	NATURAL	1a 3b 4b	01c d50 06c	1/2 4/5		K30	91999-3498	A	A	NONE
91999-2755	NATURAL	1a 1b 2b 3a 3b 4b	d30 04c d50	1/2 2/3 4/5		K37	91999-3497	A	A	NONE
91999-2756	NATURAL	1a 1b 4a 4b	d10 d50	2/3 4/5		K39	91999-3496	A	A	NONE
91999-2757	NATURAL	2a 4b 5a 6b	d20 03c 05c	1/2 3/4 5/6		K42	91999-3495	A	A	NONE
91999-2758	NATURAL	1a 2b 3a 3b 5b 6b	01c d40 d60	1/2 3/4 5/6		K43	91999-3494	A	A	NONE
91999-2759	NATURAL	1b 2a 3a 4b 5a 5b 6b	01c 03c d60	1/2 3/4 5/6		K44	91999-3493	A	A	NONE
91999-2761	NATURAL	2b	d20 d60	1/2 5/6		K46	91999-3492	A	A	NONE
91999-2762	NATURAL	2b 3b 4a	01c d50 06c	1/2 4/5		K36	91999-3491	A	A	NONE
91999-2768	NATURAL	1b 4b	d20 03c d50 06c	1/2 4/5		K58	91999-3486	A	A	NONE
91999-2769	NATURAL	1a 2b 3b 4a 6b	01c 03c d40 05c d60	1/2 3/4 5/6		K59	91999-3485	A	A	NONE
91999-2770	NATURAL	1a 2b 4a 6b	01c d40	1/2 3/4 5/6		K62	91999-3484	A	A	NONE
91999-2771	NATURAL	1b 6b	d40	1/2 5/6		K04	91999-3483	A	A	NONE
91999-2772	NATURAL	1b 2a 3a 4b 5a 5b 6b	01c d60	2/3 5/6		K15	91999-3482	A	A	NONE
91999-2773	NATURAL	1b	03c d60	1/2 4/5		K01	91999-3481	C	A	NONE
91999-2774	NATURAL	1a 1b 2b 3b	d20 05c d60	1/2 3/4 5/6		N/A	91999-3480	C	A	NONE
91999-2775	NATURAL	1b 2a 3a 4b 5a 5b 6b	01c d60	2/3 5/6		K15	91999-3479	C	A	NONE
91999-2776	NATURAL	ALL	ALL	1/2 4/5		K00	91999-3478	A	A	NONE
91999-2777	NATURAL	1b	03c d60	1/2 5/6		K53	91999-3477	A	A	NONE
91999-2778	NATURAL	1b 2b 3b	01c 05c d60	1/2 3/4 5/6		K51	91999-3476	A	A	NONE
91999-2779	NATURAL	ALL	ALL	2/3 4/5		K90	91999-3475	A	A	NONE
91999-2780	NATURAL	1b 6a	04c	1/2 5/6		K03	91999-3474	A	A	NONE

SEE SHEET 1 EC NO: E2010-0370 DRAWN BY: B. RUTLE CHKD: TOURSH APPROV: BMAGUIRE 2010/05/17 2010/06/08	QUALITY SYMBOLS =0 =0	GENERAL TOLERANCES (UNLESS SPECIFIED) mm INCH		DIMENSION STYLE MM ONLY		SCALE 1:1	DESIGN UNITS METRIC	THIRD ANGLE PROJECTION
		4 PLACES ± --- ± ---	DRAWN BY B. RUTLE DATE 2006/10/04	TITLE RAST 5 VERT HDR PA 66 HOUSING				
		3 PLACES ± --- ± ---	CHECKED BY T. TOURSH DATE 2006/10/04	MATERIAL NO. SD-91999-001				
		2 PLACES ± 0.1 ± --- 1 PLACE ± 0.2 ± --- ANGULAR ± 2°	APPROVED BY BMAGUIRE DATE 2006/10/04	MOLEX INCORPORATED DOCUMENT NO. SD-91999-001 SHEET NO. 5 OF 6				
DRAFT WHERE APPLICABLE MUST REMAIN WITHIN DIMENSIONS		SEE CHART		THIS DRAWING CONTAINS INFORMATION THAT IS PROPRIETARY TO MOLEX INCORPORATED AND SHOULD NOT BE USED WITHOUT WRITTEN PERMISSION				

7 CIRCUIT

SEE CODE DESIGNATION TABLE FOR NUMBERING
FORMAT WHEN ADDING NEW PART NUMBERS

PART NO. (TIN)	COLOUR	UNBLOCKED POSITION KEYS	UNBLOCKED CODING KEYS	LATCH POSITION	CONFIGURATION (SEE NOTES)	REF	PART NO. (SILVER)	P.C.B. POLARISATION OPTION	PACKAGIG OPTION *	COLOUR STRIPE
91999-3511	NATURAL	NONE	03c d40 07c	1/2 5/6		K01	91999-4249	A	A	NONE
91999-3512	NATURAL	3a 4a	d30 d70	1/2 5/6		K30	91999-4248	A		
91999-3504	NATURAL	2b	d20 d60	1/2 5/6		K32	91999-4247	A		
91999-3508	NATURAL	1a 1b 3a 4b 5a	01c 07c	1/2 3/4 5/6		K40	91999-4243	A		
91999-3509	NATURAL	2a	01c d50	2/3 4/5		K41	91999-4242	A		
91999-3515	NATURAL	7b	01c d40 d70	1/2 3/4 6/7		K43	91999-4240	A		
91999-3516	NATURAL	1b	03c d60	1/2 4/5		K31	91999-4239	A		
91999-3517	NATURAL	1a 3a 4b 7b	01c d20 03c 06c	1/2 3/4 6/7		K45	91999-4238	A		
91999-3519	NATURAL	1b 7a	02c d50	2/3 6/7		K48	91999-4237	A		
91999-3521	NATURAL	1a 2b 3a 4b 6a	d20 03c d40 d50 d70	1/2 3/4 6/7		K51	91999-4236	A		
91999-3522	NATURAL	1b 6a	d20 03c d50 d70	1/2 3/4 6/7		K69	91999-4235	A		
91999-3523	NATURAL	1b 2a 5a 5b 7b	d20 d50 06c d70	1/2 4/5 6/7		K34	91999-4234	A		
91999-3524	NATURAL	2b	d20 07c	1/2 3/4 5/6		K35	91999-4233	A		
91999-3525	NATURAL	2a 2b 4b 5b 6a	d20 03c d40 d60	1/2 3/4 5/6		K38	91999-4232	A		
91999-3526	NATURAL	2b 4a 4b 5b 6a	01c d20 d40 d60	1/2 3/4 5/6		K42	91999-4231	A		
91999-3527	NATURAL	1b, 2a, 3a 5b, 6a, 6b, 7b	01c, d70	2/3, 6/7		K05	91999-4230	A		
91999-3528	NATURAL	ALL	ALL	1/2, 5/6		K00	91999-4229	A		
91999-3529	NATURAL	2a 3b 4b 5a 6a 6b 7a	01c d30 04c 06c d60 d70	1/2 4/5		N/A	91999-4228	A		
91999-3530	NATURAL	NONE	04c 07c	1/2 5/6		N/A	91999-4227	A		

NOTES:
* SEE SHEET 1 NOTE 4

SEE SHEET 1 ELEC NO: E2010-0370 DRAWN BY: B. RUTLE CHKD BY: TOURSH APPR: BMAGUIRE 2010/05/17 2006/10/04 2010/06/08	QUALITY SYMBOLS ∇=0 ∇=0	GENERAL TOLERANCES (UNLESS SPECIFIED)		DIMENSION STYLE MM ONLY		SCALE 1:1	DESIGN UNITS METRIC	THIRD ANGLE PROJECTION		
		4 PLACES ± --- ± ---	3 PLACES ± --- ± ---	2 PLACES ± 0.1 ± ---	1 PLACE ± 0.2 ± ---	DRAWN BY B. RUTLE DATE 2006/10/04	CHECKED BY T. TOURSH DATE 2006/10/04	RAST 5 VERT HDR PA 66 HOUSING		
		ANGULAR ± 2 °				APPROVED BY BMAGUIRE DATE 2006/10/04	MOLEX INCORPORATED			
		DRAFT WHERE APPLICABLE MUST REMAIN WITHIN DIMENSIONS				SEE CHART		MATERIAL NO. SD-91999-001	DOCUMENT NO.	SHEET NO. 6 OF 6

THIS DRAWING CONTAINS INFORMATION THAT IS PROPRIETARY TO MOLEX INCORPORATED AND SHOULD NOT BE USED WITHOUT WRITTEN PERMISSION