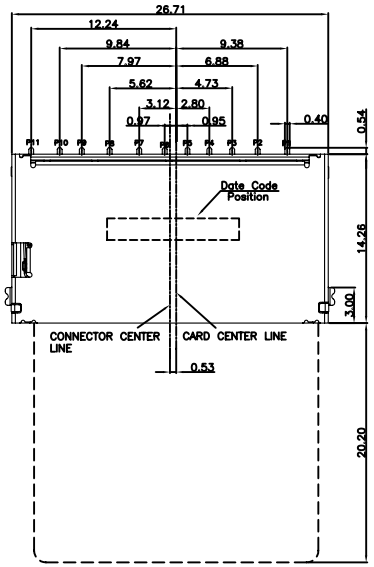

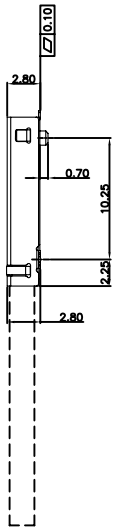

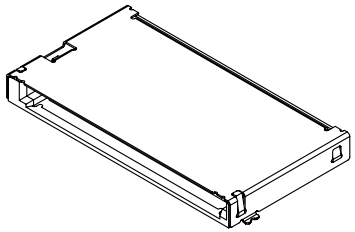

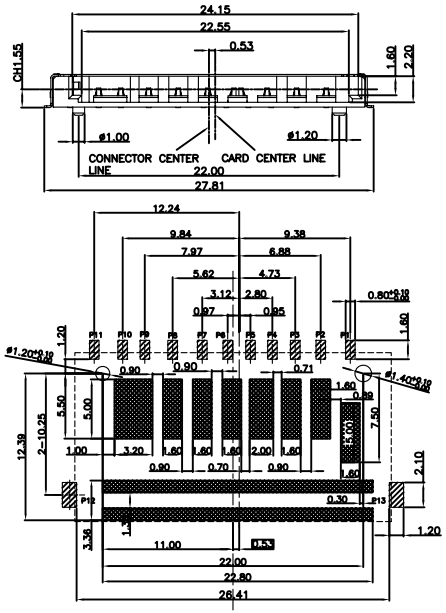

RECOMMEND P.C.B LAYOUT
TOLERANCE ±0.05

PAD

No trace , no test point,
no via hole, no ground area

WITHOUT CARD	CARD INSERTED:LOCK	CARD INSERTED:UNLOCK
W/P GND	W/P GND	W/P GND
C/D VSS1 P3	C/D VSS1 P3	C/D VSS1 P3

Pin Define

Connector Pin No.	SD Card Pin No.	Pin Define
P1	P9	DAT2
P2	P1	DAT3
P3	P2	CMD
P4		CD
P5	P3	VSS1
P6	P4	VDD
P7	P5	CLK
P8	P6	VSS2
P9	P7	DATO
P10	P8	DAT1
P11		W/P
P12~P13		GND

Specification

*Electrical Characteristics:
- Contact Current Rating:0.5 Amperes.
- Dielectric Withstanding Voltage:AC500V r.m.s.
- Insulation Resistance:1000 MΩ Minimum.
- Contact Resistance:100 mΩ Maximum.

*Environmental:
- Operating Temperature:−25°C~+85°C.

*Mechanical Characteristics:
- Mating Cyeles:10,000 Cycles Insertion/Extraction
- Card Push Insertion/Out Force:1kgf Maximum.

Contact Retention Force:0.15kgf Minimum.

*Material:
- Insulator:HI−Temp Plastic UL 94V−O Rated.
- Cantact:Copper Alloy.
- Shell:Stainless Steel.

深圳市华宇创精密电子有限公司

TOLERANCE: X.X ±0.30 X.XX ±0.25 X.XXX ±0.15 X.° ±2° X.X° ±0.5°	DRAWED BY : 陈一鸣	DATE : 2014-02-23	PART NAME: SD NO PUSH 短体SMT 2.8H
	CHECKED BY: 马跃	DATE : 2014-02-23	PART NO. HYCW71-SD11-280B
UNIT: mm [inch]	APPROVED BY: 邱敏	DATE : 2014-02-23	MOLD NO. / DRAW NO: HYC-2205281355
SCALE:1:1 SIZE: A4			SHEET NO. 1 OF 1