

*RoHS COMPLIANT



BOURNS®

Features

- Available in E6 values
- Height of 4.3 mm maximum
- Current rating to 9.2 amps
- Lead free
- RoHS compliant*

Applications

- Input/output of DC/DC converters
- Power supplies for:
 - Portable communication equipment
 - Camcorders
 - LCD TVs
 - Car radios

SRR1240 Series - Shielded SMD Power Inductors

Electrical Specifications

Bourns Part No.	Inductance 100 kHz		Q Typ.	Test Frequency (MHz)	SRF Min. (MHz)	RDC Max. (Ω)	I rms Max. (A)	I sat Typ. (A)
	(μH)	Tol. %						
SRR1240-1R5Y	1.5	± 30	16	7.96	80	0.0095	9.20	9.00
SRR1240-3R3Y	3.3	± 30	14	7.96	43	0.0150	6.80	6.50
SRR1240-4R7M	4.7	± 20	16	7.96	33	0.0180	6.00	5.60
SRR1240-5R6M	5.6	± 20	14	7.96	35	0.0200	5.40	5.10
SRR1240-6R8M	6.8	± 20	14	7.96	34	0.0230	5.20	4.70
SRR1240-100M	10.0	± 20	17	2.52	27	0.0320	4.00	4.00
SRR1240-150M	15.0	± 20	16	2.52	22	0.0470	3.50	3.20
SRR1240-220M	22.0	± 20	18	2.52	16	0.0675	3.00	2.60
SRR1240-330M	33.0	± 20	19	2.52	15	0.0970	2.30	2.10
SRR1240-470M	47.0	± 20	19	2.52	13	0.1350	2.00	1.80
SRR1240-680M	68.0	± 20	19	2.52	11	0.2000	1.50	1.50
SRR1240-101M	100.0	± 20	14	0.796	8	0.3000	1.25	1.20

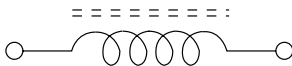
General Specifications

Test Voltage.....0.1 V
 Reflow Soldering ...230 °C, 50 sec. max.
 Operating Temperature -40 °C to +125 °C
 (Temperature rise included)
 Storage Temperature...-40 °C to +125 °C
 Resistance to Soldering Heat
260 °C for 10 sec.

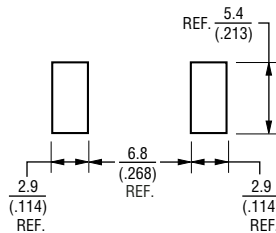
Materials

CoreFerrite DR and RI
 WireEnameled copper wire 130
 Terminal.....Cu/Ni/Sn
 Rated Current
Ind. drop 25 % typ. at Isat
 Temperature Rise40 °C max.
 at rated I rms
 Packaging800 pcs. per reel

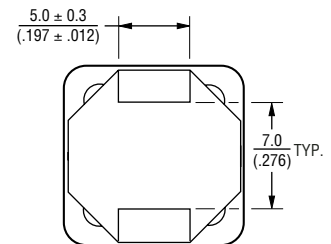
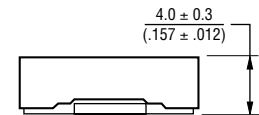
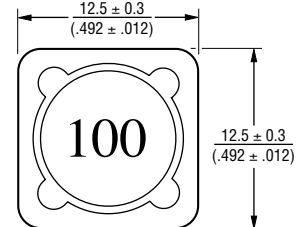
Electrical Schematic



Recommended Layout



Product Dimensions

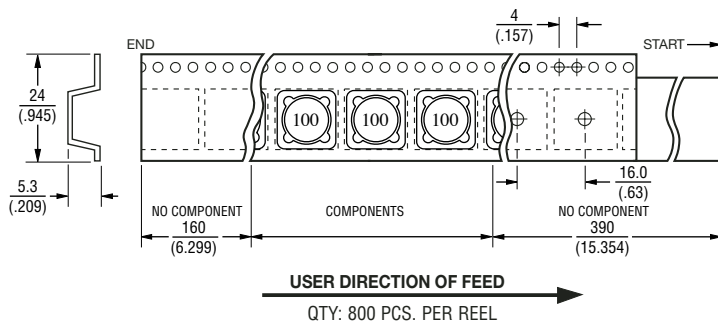
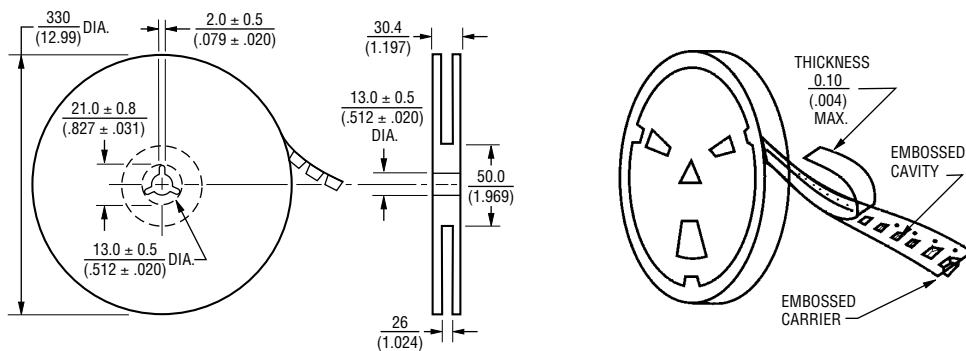


DIMENSIONS: $\frac{\text{MM}}{\text{(INCHES)}}$

SRR1240 Series - Shielded SMD Power Inductors

BOURNS®

Packaging Specifications



DIMENSIONS: $\frac{\text{MM}}{\text{(INCHES)}}$

REV. 05/05

Specifications are subject to change without notice.
Customers should verify actual device performance in their specific applications.