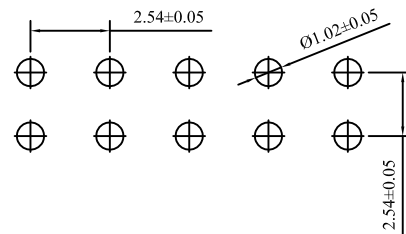
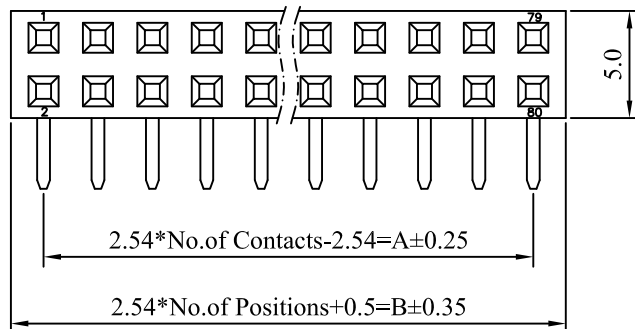


环保物料

TEL:0769-82001899

No. of Pins/Row	Dimension	
	A	B
2X02	2.54	5.58
2X03	5.08	8.12
2X04	7.62	10.66
2X05	10.16	13.20
2X06	12.70	15.74
2X07	15.24	18.28
2X08	17.78	20.82
2X09	20.32	23.36
2X10	22.86	25.90
2X11	25.40	28.44
2X12	27.94	30.98
2X13	30.48	33.52
2X14	33.02	36.06
2X15	35.56	38.60
2X16	38.10	41.14
2X17	40.64	43.68
2X18	43.18	46.22
2X19	45.72	48.76
2X20	48.26	51.30
2X21	50.80	53.84
2X22	53.34	56.38
2X23	55.88	58.92
2X24	58.42	61.46
2X25	60.96	64.00
2X26	63.50	66.54
2X27	66.04	69.08
2X28	68.58	71.62
2X29	71.12	74.16
2X30	73.66	76.70
2X31	76.20	79.24
2X32	78.74	81.78
2X33	81.28	84.32
2X34	83.82	86.86
2X35	86.36	89.40
2X36	88.90	91.94
2X37	91.44	94.48
2X38	93.98	97.02
2X39	96.52	99.56
2X40	99.06	102.10



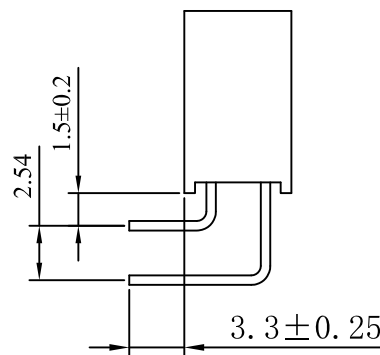
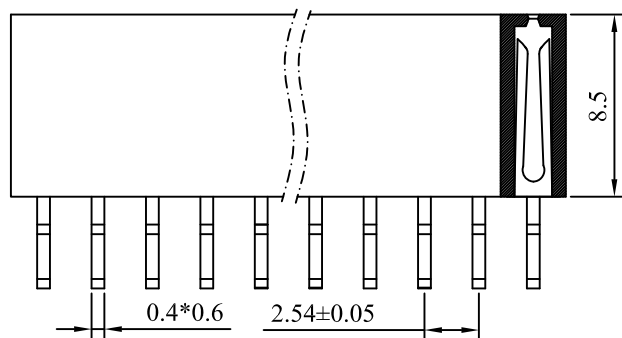
P.C.B Hole Layout

Specifications

Current Rating: 3Ampere
 Insulation Resistance: 1000MΩ MIN.
 Dielectric Withstading: 600V AC
 Contact Resistace: 20mΩ Max.
 Operating Temperature: -40°C to +105°C
 Material
 Contact Material: Copper Alloy
 Contact Plating: Gold/Tin Over Nickel
 Insulator: Glass Filled Polyester
 PBT (UL 94V-0)

Part No.: PM254R-12-xx-H85

Pin位数



AO	MODIFICATION	DRAW	DATE
VER			

TOLERANCE UNLESS OTHERWISE

X.	±0.30	X°	±5°
.X	±0.20	.X°	±2°
.XX	±0.08	.XX°	±1°
.XXX	±0.03	.XXX°	±0.5°

DRAWN	CK tan
CHKD	
APPD	
VIEW	

XFCN 兴飞连接器有限公司
 XFCN CONNECTORS CO.,LTD.

PRODUCT NAME	2.54mm Female Header Connectors
PART. NO.	PM254R-12-xx-H85

SHEET	1/1
DATE	2020.04.12
UNITS	mm
SCALE	1:1
DWG. NO.	009