



Part Number	Package	Application	Last Modified
802-RF869.0M-A	3.0 x 3.0 SMD	Wireless	Mar. 2, 2007

TYPE :  
Wireless, RF SAW Filter



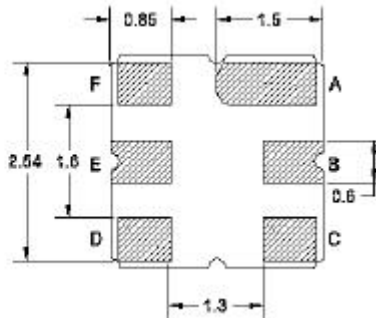
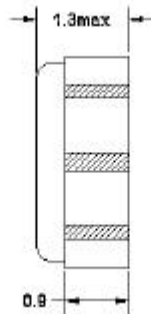
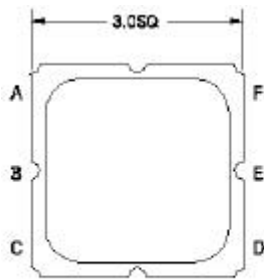
PART NUMBER :  
**802-RF869.0M-A**

**OPERATING CONDITIONS / ELECTRICAL CHARACTERISTICS**

PARAMETERS	Condition	Minimum	Typical	Maximum	Units
Center Frequency (Fo)	-	-	869.0	-	MHz
Maximum Insertion Loss	868.0~ 870.0 MHz	-	2.8	4.0	dB
Stop Band Attenuation:	825.0~ 828.0 MHz	40	47	-	dB
	835.0~ 842.0 MHz	30	39	-	
	891.0~ 894.0MHz	30	42	-	
	910.0~ 913.0 MHz	40	47	-	
Source Impedance (single ended)*	-	-	50	-	ohm
Load Impedance (single ended)*	-	-	50	-	ohm
Amplitude Ripple	868.0~ 870.0 MHz	-	0.2	1.5	dBp-p
Maximum DC Voltage	-	-	-	3	V
Maximum Input Power	-	-	-	17	dBm
Operating Temperature	-	-10	-	+60	°C

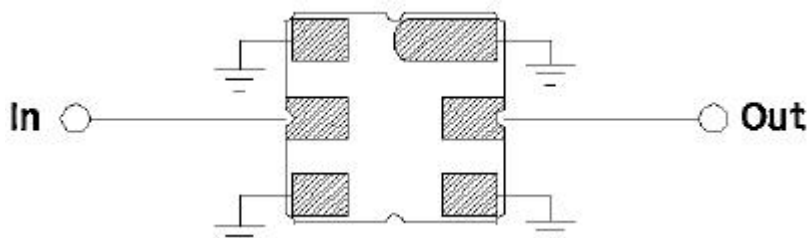
\* No Matching Network(Ref. Testing Enviroment Circuit as shown below)

**PACKAGE OUTLINE (mm)**



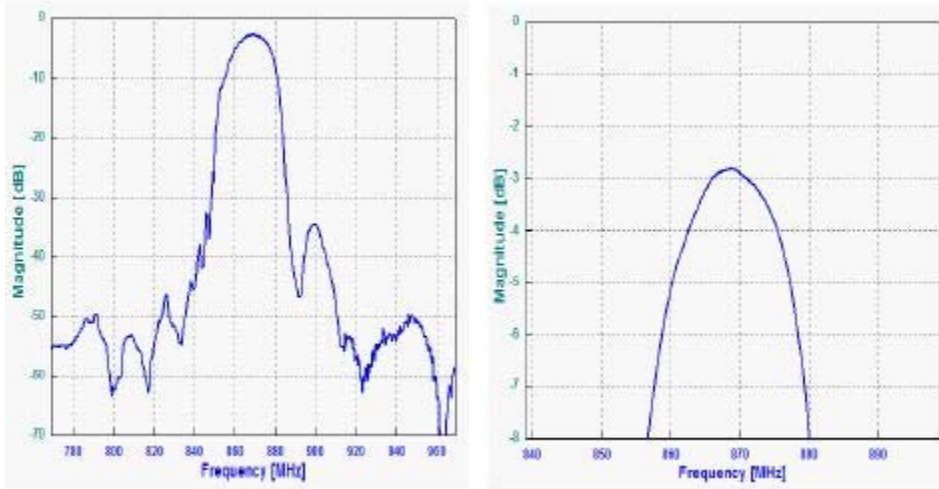
PIN LAYOUT	
A	Ground
B	Out
C	Ground
D	Ground
E	In
F	Ground

**TEST FIXTURE**

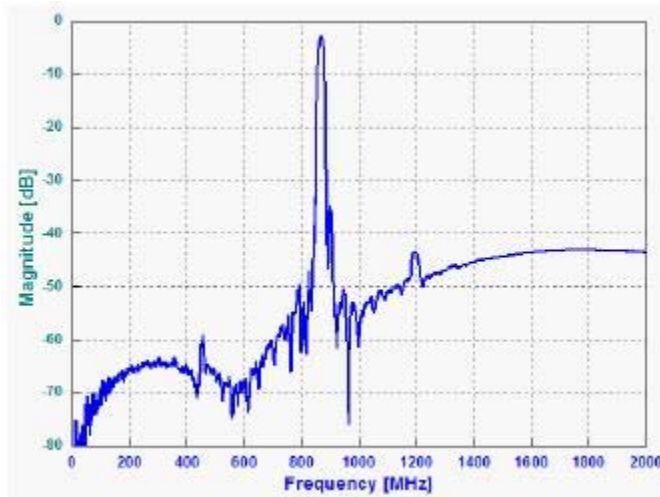


Load/ Source Impedance = 50 ohms

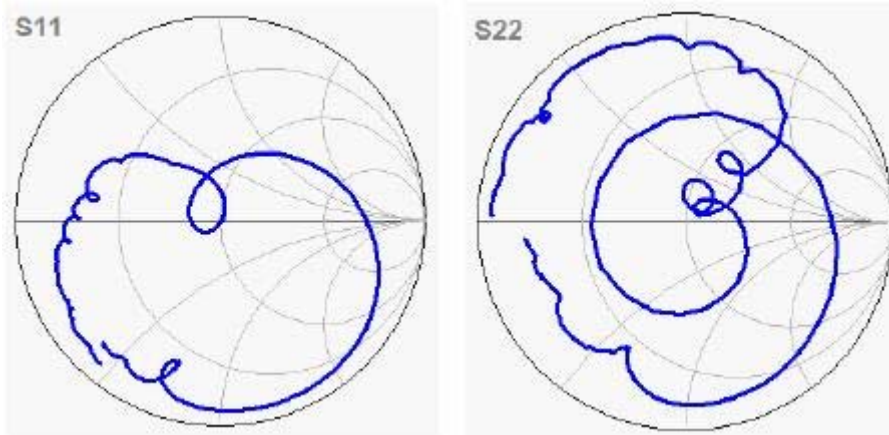
## FREQUENCY RESPONSE



## WIDE BAND



## SMITH CHART



**Oscilent Corporation** - CALL **949.252.0522**

**Part No.:** 802-RF869.0M-A

18195 East McDermott Street, Building D, Irvine, CA 92614, USA  
Fax: 949.252.0599, E-Mail: Sales@Oscilent.com

