

Coaxial

Adapter, N-FEM to SMA-FEM

NF-SF50+

50Ω

DC to 18 GHz



CASE STYLE: DJ827

Maximum Ratings

Operating Temperature	-55°C to 100°C
Storage Temperature	-55°C to 100°C

Permanent damage may occur if any of these limits are exceeded.

Features

- flat response
- excellent VSWR
- passivated stainless steel
- low cost adapters, available from stock

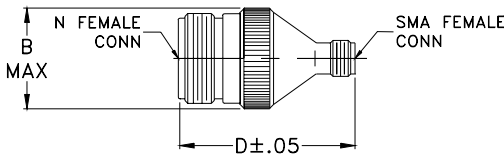
Connectors	Model	Price	Qty.
Conn1 N-FEM	Conn2 SMA-FEM NF-SF50+		\$22.95 ea. (1-49)

Applications

- interconnection of RF cables and equipment

+RoHS Compliant
The +Suffix identifies RoHS Compliance. See our web site for RoHS Compliance methodologies and qualifications

Outline Drawing



Outline Dimensions (inch/mm)

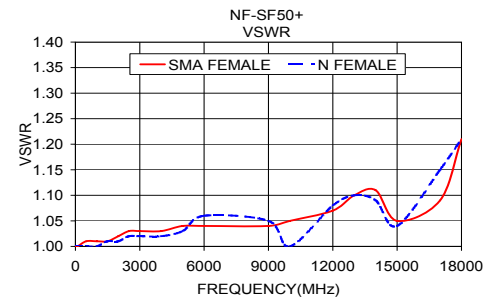
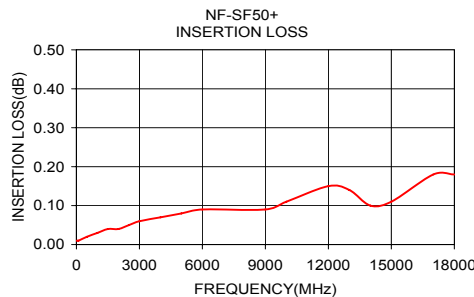
A	B	C	D	E	wt
--	.70	--	1.23	--	grams
--	17.78	--	31.24	--	26.0

Electrical Specifications T_{AMB}=25°C

FREQUENCY (GHz)	INSERTION LOSS (dB)	VSWR (:1) Max.		
		DC-8 GHz	DC-12.4 GHz	DC-18 GHz
f _L -f _U	Typ.			
DC-18	0.1	1.15	1.20	1.25

Typical Performance Data

Frequency (MHz)	Insertion Loss (dB)	VSWR (:1)	
		N-FEM	SMA-FEM
10.00	0.01	1.00	1.00
50.00	0.01	1.00	1.00
100.00	0.01	1.00	1.00
500.00	0.02	1.00	1.01
1000.00	0.03	1.00	1.01
1500.00	0.04	1.01	1.01
2000.00	0.04	1.01	1.02
2500.00	0.05	1.02	1.03
3000.00	0.06	1.02	1.03
4000.00	0.07	1.02	1.03
5000.00	0.08	1.03	1.04
6000.00	0.09	1.06	1.04
9000.00	0.09	1.05	1.04
10000.00	0.11	1.00	1.05
12000.00	0.15	1.08	1.07
13000.00	0.14	1.10	1.10
14000.00	0.10	1.09	1.11
15000.00	0.11	1.04	1.05
17000.00	0.18	1.15	1.09
18000.00	0.18	1.21	1.21



For detailed performance specs & shopping online see web site

P.O. Box 350166, Brooklyn, New York 11235-0003 (718) 934-4500 Fax (718) 332-4661 The Design Engineers Search Engine Provides ACTUAL Data Instantly at minicircuits.com

Notes: 1. Performance and quality attributes and conditions not expressly stated in this specification sheet are intended to be excluded and do not form a part of this specification sheet. 2. Electrical specifications and performance data contained herein are based on Mini-Circuit's applicable established test performance criteria and measurement instructions. 3. The parts covered by this specification sheet are subject to Mini-Circuits standard limited warranty and terms and conditions (collectively, "Standard Terms"); Purchasers of this part are entitled to the rights and benefits contained therein. For a full statement of the Standard Terms and the exclusive rights and remedies thereunder, please visit Mini-Circuits' website at www.minicircuits.com/MCLStore/terms.jsp.

REV. D
M121747
NF-SF50+
EE-9107
RS/TD/CP/AM
090728