

Coaxial

# N-Type Fixed Attenuator

50Ω 1W 12 dB DC to 6000 MHz

## UNAT-12+ UNAT-12



CASE STYLE: FF779

Connectors Model

N-Type UNAT-12(+)

**+RoHS Compliant**

The +Suffix identifies RoHS Compliance. See our web site for RoHS Compliance methodologies and qualifications

### Maximum Ratings

Operating Temperature -45°C to 100°C

Storage Temperature -55°C to 100°C

Permanent damage may occur if any of these limits are exceeded.

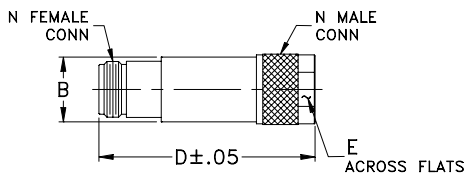
### Features

- wideband coverage, DC to 6000 MHz
- 1 watt rating
- rugged unibody construction
- off-the-shelf availability
- very low cost

### Applications

- impedance matching
- signal level adjustment

### Outline Drawing



### Electrical Specifications

FREQ. RANGE (MHz)	ATTENUATION * (dB)					VSWR (:1)					MAX. INPUT POWER (W)	
	Flatness **					DC-3 GHz			3-4.5 GHz			4.5-6 GHz
	DC-3 GHz	3-4.5 GHz	4.5-6 GHz	DC-6 GHz		DC-3 GHz	3-4.5 GHz	4.5-6 GHz	DC-3 GHz	3-4.5 GHz		4.5-6 GHz
DC-6000	Nom.	Typ.	Typ.	Typ.	Typ.	Typ.	Max.	Typ.	Max.	Typ.		1.0
	12±0.3	0.15	0.20	0.15	0.35	1.15	1.35	1.20	1.80	1.80		

\* Attenuation varies by 0.3 dB max. over temperature.

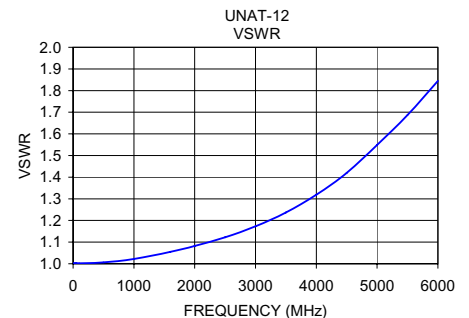
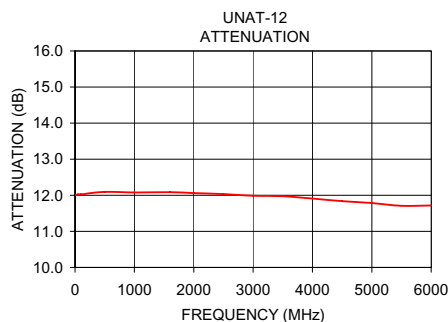
\*\* Flatness= variation over band divided by 2.

### Outline Dimensions (inch/mm)

B	D	E	wt
.68	2.11	.718	grams
17.27	53.59	18.24	72.5

### Typical Performance Data

Frequency (MHz)	Attenuation (dB)	VSWR (:1)
10	12.00	1.00
50	12.03	1.00
100	12.03	1.00
500	12.10	1.01
1000	12.08	1.02
1600	12.08	1.06
2000	12.06	1.08
2500	12.04	1.12
3000	11.99	1.17
3500	11.97	1.24
4000	11.91	1.32
4500	11.84	1.42
5000	11.79	1.55
5500	11.71	1.69
6000	11.72	1.84



### Notes

- Performance and quality attributes and conditions not expressly stated in this specification document are intended to be excluded and do not form a part of this specification document.
- Electrical specifications and performance data contained in this specification document are based on Mini-Circuit's applicable established test performance criteria and measurement instructions.
- The parts covered by this specification document are subject to Mini-Circuits standard limited warranty and terms and conditions (collectively, "Standard Terms"); Purchasers of this part are entitled to the rights and benefits contained therein. For a full statement of the Standard Terms and the exclusive rights and remedies thereunder, please visit Mini-Circuits' website at [www.minicircuits.com/VCLStore/terms.jsp](http://www.minicircuits.com/VCLStore/terms.jsp)

