

PRESSURE TRANSDUCERS

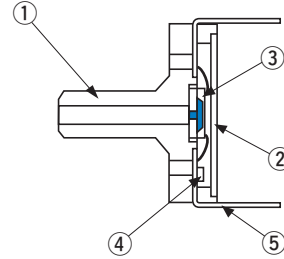
P-2000



FEATURES

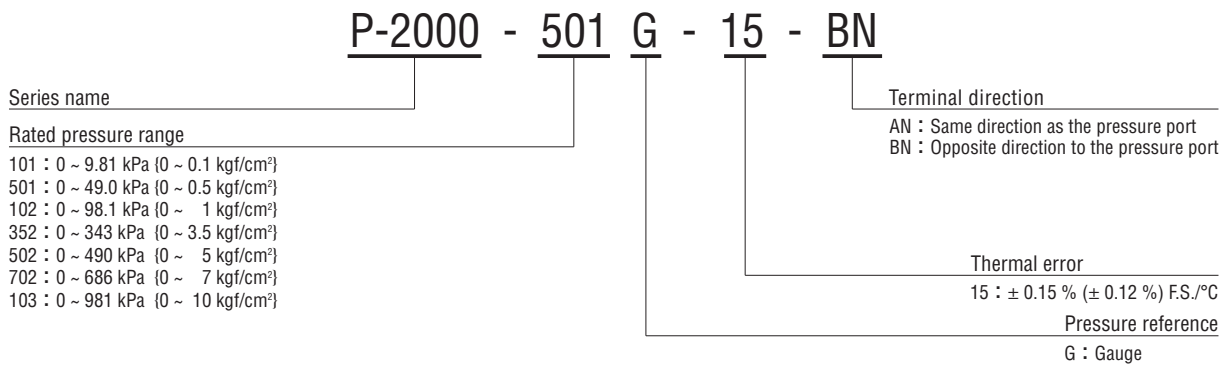
- Compact and light weight
- For non-corrosive gases
- Dual in line package
- Pressure range ~9.81, ~981 kPa {~0.1, ~10 kgf/cm²}

INTERNAL STRUCTURE (BN type)



	Part name	Material
①	Housing	LCP (Liquid crystal polymer)
②	Cover	Aluminum
③	Sensor chip	Silicone
④	Chip resistor (compensatory resistor)	Ceramic
⑤	Terminal pin	Phosphor bronze + Au-plated

MODEL NUMBER DESIGNATION



LIST OF MODEL NUMBERS

Terminal direction	Rated pressure range kPa {kgf/cm ² }	0 ~ 9.81 {0 ~ 0.1}	0 ~ 49.0 {0 ~ 0.5}	0 ~ 98.1 {0 ~ 1}	0 ~ 343 {0 ~ 3.5}	0 ~ 490 {0 ~ 5}	0 ~ 686 {0 ~ 7}	0 ~ 981 {0 ~ 10}
AN		↻ P-2000-101G-15-AN	↻ P-2000-501G-15-AN	↻ P-2000-102G-15-AN	↻ P-2000-352G-15-AN	↻ P-2000-502G-15-AN	↻ P-2000-702G-15-AN	↻ P-2000-103G-15-AN
BN		P-2000-101G-15-BN	P-2000-501G-15-BN	P-2000-102G-15-BN	P-2000-352G-15-BN	P-2000-502G-15-BN	P-2000-702G-15-BN	P-2000-103G-15-BN

※ Verify the above model numbers when placing orders.

The AN version, marked ↻ is manufactured upon receipt of order basis.

P-2000

PRESSURE TRANSDUCERS

STANDARD SPECIFICATIONS

● Unless otherwise specified, the specs are defined at an ambient temperature of 25±5 °C and excitation current of 1.5 mA DC.

Item	Model number	P-2000							
		101G	501G	102G	352G	502G	702G	103G	
General specifications	Pressure reference	Gauge							
	Rated pressure range	kPa {kgf/cm ² }	9.81 {0.1}	49.0 {0.5}	98.1 {1.0}	343 {3.5}	490 {5}	686 {7}	981 {10.0}
	Maximum pressure	kPa {kgf/cm ² }	19.6 {0.2}	98.1 {1.0}	196 {2.0}	686 {7.0}	981 {10}	1373 {14}	1471 {15.0}
	Break-down pressure	kPa {kgf/cm ² }	49.0 {0.5}	245 {2.5}	490 {5}	1030 {10.5}	1471 {15}	1961 {20}	1961 {20}
	Operating temp. range	°C	- 20 ~ 80						
	Compensated temp. range	°C	0 ~ 50						
	Operating humidity	%RH	35 ~ 85 (No condensation)						
	Storage temp.	°C	- 20 ~ 80 (Atmospheric pressure, humidity 65 %RH maximum)						
	Bridge resistance	Ω	3300 ± 30 %						
	Pressure medium		Non-corrosive gases						
	Insulation resistance	MΩ minimum	100 (500 V DC)						
	Dielectric strength		500 V AC, 60 s (Leakage current 1 mA maximum)						
	Pressure port	mm	φ 3.2						
	Net weight	g	Approx. 1						
	Power	Excitation current	mA DC	1.5 (Constant current)					
Analog output	Offset voltage	mV	± 20	± 15					
	Span voltage	mV	50 ± 20	90 ± 30					
	Linearity/Hysteresis	%F.S.	± 0.3						
	Thermal error (Reference temp.: 25 °C)	ZERO %F.S./°C	± 0.15	± 0.12					
		SPAN %F.S./°C	± 0.05	± 0.04					
Response	ms	Approx. 1							

ENVIRONMENTAL CHARACTERISTICS

Test item	Test conditions (At 25 ± 5 °C)	Permissible change
Vibration	10 ~ 500 Hz, 1.5 mm maximum/98.1 m/s ² , 3 directions for 2 hours each	Offset voltage/Span voltage: ±1 %F.S. maximum each
Shock	981 m/s ² , 3 directions for 3 times each	
Pressure cycling	0 ~ Rated pressure, 10 ⁶ cycles	
Moisture resistance	40 °C, 90 ~ 95 %RH, 240 hrs.	

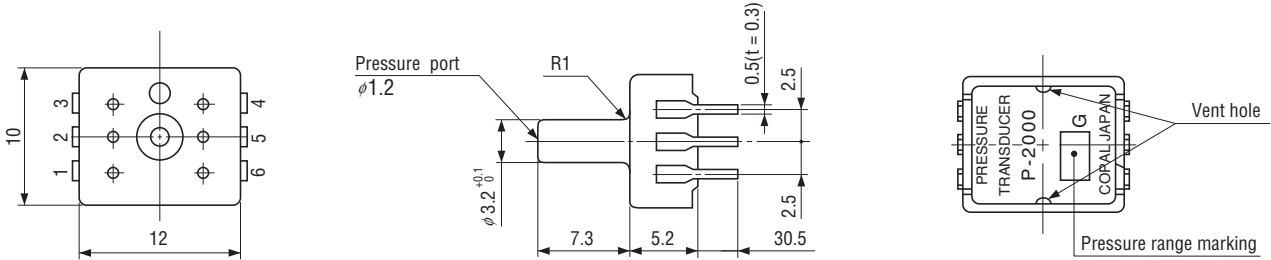
※P-2000 series can be operated at the vacuum pressure.

P-2000 PRESSURE TRANSDUCERS

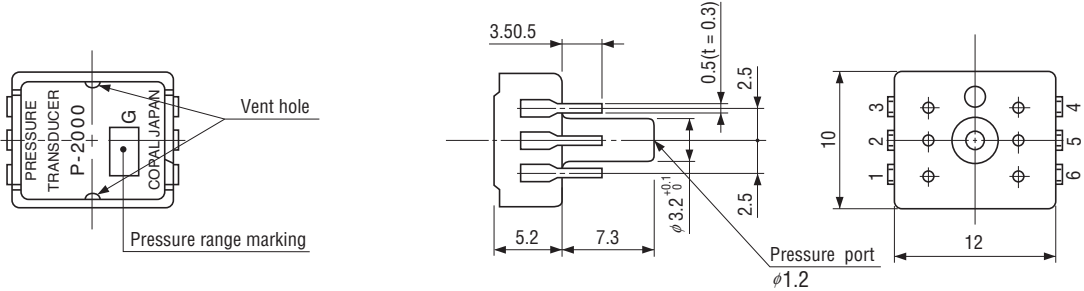
OUTLINE DIMENSIONS

Unless otherwise specified, tolerance : ± 0.3 (Unit: mm)

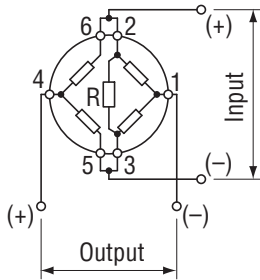
BN type



AN type



INTERNAL ELECTRICAL SCHEMATICS TERMINAL NUMBER



R : Built-in chip resistor for temp. compensation

Pin	Connection
1	Output \ominus
2	Input \oplus
3	Input \ominus
4	Output \oplus
5	Input \ominus
6	Input \oplus