

SELECTOR GUIDE

Part Number	Dice	Lens Color / Type	Pack Size	View Angle $2\theta_{1/2}$
MT2363B-UG-A	True Green	Water Clear	3mm Round 40° - 120°	40°

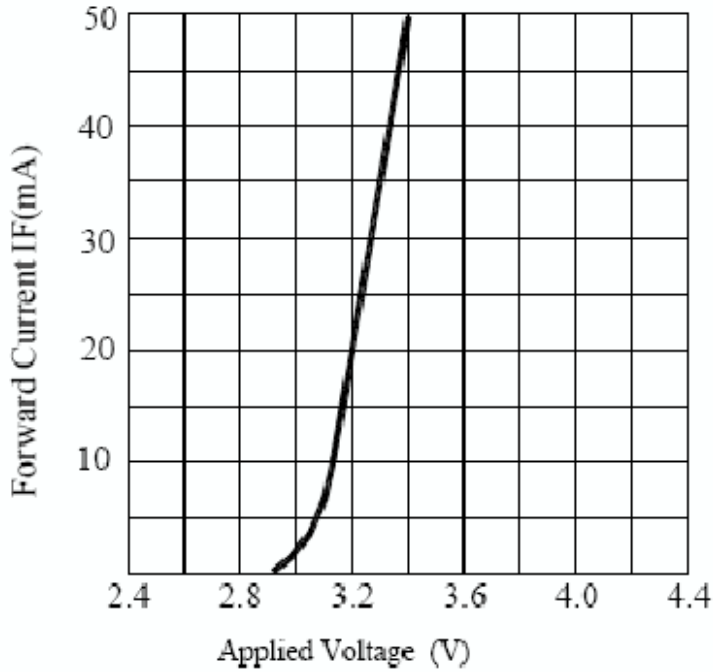
ELECTRICAL / OPTICAL CHARACTERISTICS AT $T_A=25^\circ\text{C}$

Parameter	Symbol	Device	Min.	Typ.	Max.	Units	Test Conditions
Forward Voltage	V_F	True Green	-	3.20	4.00	V	20mA
Reverse Current	I_R	True Green	-	-	50	μA	5V
Luminous Intensity	I_V	True Green	1000.00	3000.00	-	mcd	20mA
Peak Wavelength	λ_{peak}	True Green	-	520	-	nm	-
Dominant Wavelength	λ_D	True Green	-	525	-	nm	20mA
Spectral Line Half-Width	$\Delta\lambda_{1/2}$	True Green	-	35	-	nm	20mA

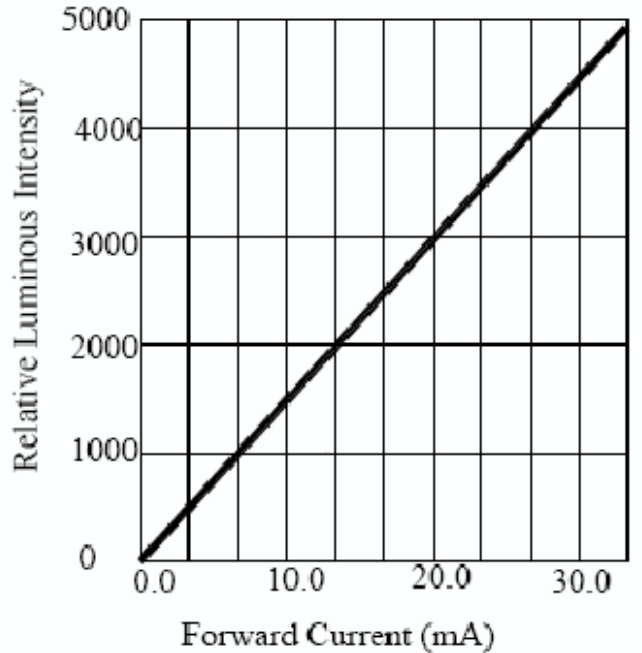
ABSOLUTE MAXIMUM RATINGS AT $T_A=25^\circ\text{C}$

Parameter	Rating	Units
Forward Current (I_F)	30	mA
Power Dissipation (P_D)	120	mW
Reverse Voltage (V_R)	5	V
Operating Temperature (T_{OPR})	-25 ~ +65	$^\circ\text{C}$
Storage Temperature (T_{STG})	-40 ~ +100	$^\circ\text{C}$
Lead Solder Temperature (T_{SOL})	260	@ for 5 sec. max

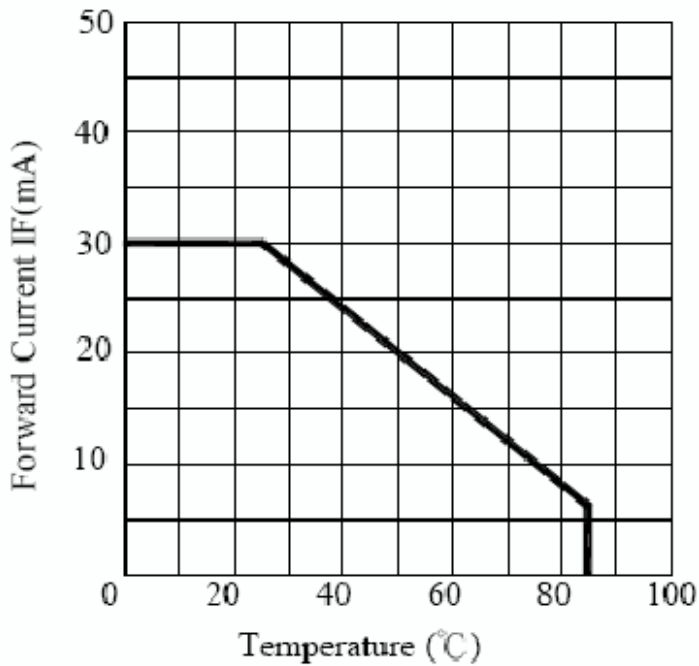
1. All Dimensions Are In Millimeters (inches).
2. Tolerance Is +0.25(0.01") Unless Otherwise Noted.
3. Specifications Are Subject To Change Without Notice.



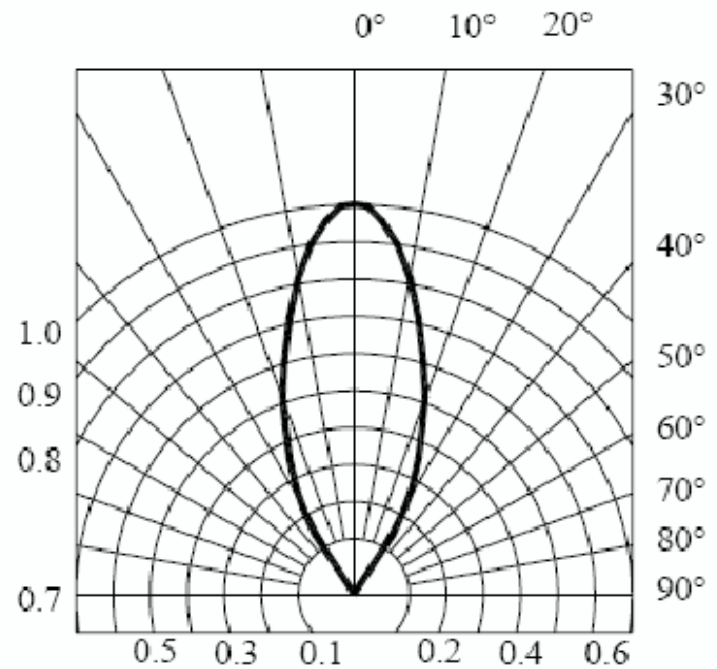
FORWARD CURRENT VS. APPLIED VOLTAGE



FORWARD CURRENT VS. LUMINOUS INTENSITY



FORWARD CURRENT VS. AMBIENT TEMPERATURE



RADIATION DIAGRAM

