

Micro-D Hermetic Connectors Solder Mount 177-140H and 177-704H



Solder, Braze or Weld these 177-140 hermetic Micro-D connectors. Featuring a matched glass-to-metal seal, these socket receptacles are designed for panel mounting.

Kovar® Shells and Contacts comply with applicable MIL-DTL-83513 requirements and are 100% intermateable with standard connectors.

Choose 9 to 37 Contacts, with gold-plated contacts and nickel-plated shells. These connectors feature integral female jackposts.

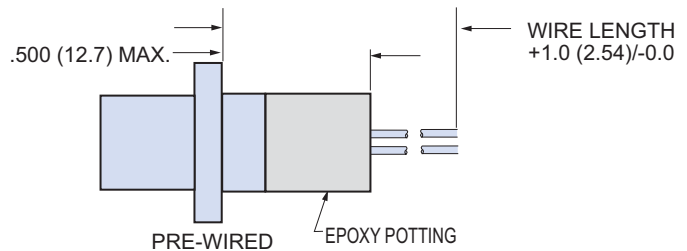
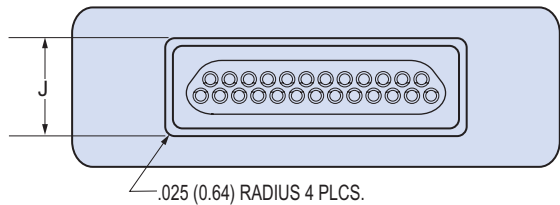
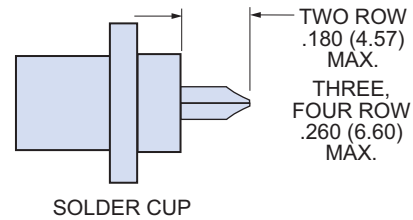
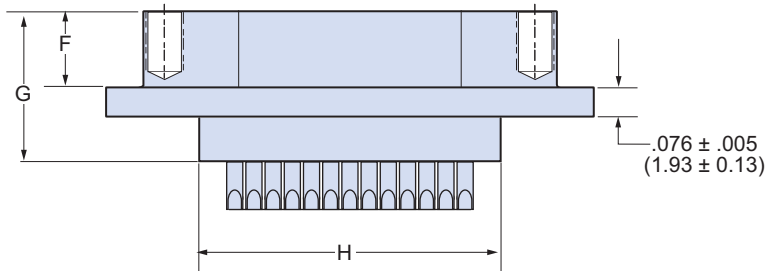
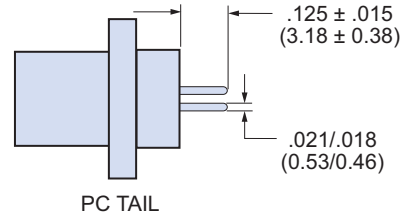
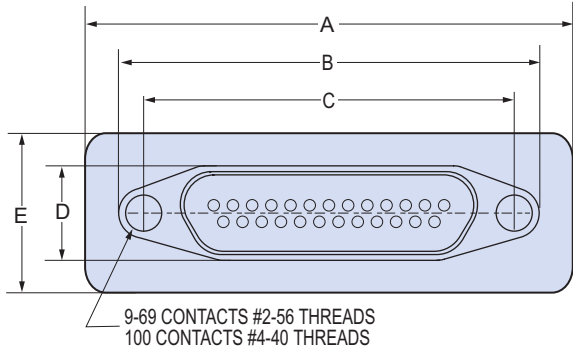
HOW TO ORDER SOLDER CUP AND PC TAIL CONNECTORS

Series	Layout Number of Contacts	Contact Type	Termination Type
177-140H Micro-D Hermetic Socket Receptacle, Solder or Weld Mounting	9 15 21 25 31 37	S – Socket	S – Solder Cup P – PC Tail
Sample Part Number			
177-140H	15	S	P

G

HOW TO ORDER PRE-WIRED CONNECTORS

Series	Layout	Contact Type	Wire Gage (AWG)	Wire Type	Wire Color	Wire Length Inches
177-704H	9 15 21 25 31 37	S – Socket	6 – #26 8 – #28 0 – #30	K – M22759/11 600 Vrms Teflon® (TFE) (Not Available in #30 AWG) J – M22759/33 600 Vrms Modified Cross-Linked Tefzel® (ETFE)	1 – White 2 – Yellow 5 – Color-Coded Stripes Per MIL-STD-681 (#26 gage only) 7 – Ten Color Repeat	18 Wire Length In Inches. "18" Specifies 18 Inches.
Sample Part Number						
177-704H	25	S	6	K	1	– 18



DIMENSIONS

Layout	A Max.		B MAX.		C		D Max.		E Max.		F		G Max.		H		J	
	In.	mm.	In.	mm.	In. ± .003	mm. ± 0.08	In.	mm.	In.	mm.	In. ± .004	mm. ± 0.10	In.	mm.	In. ± .004	mm. ± 0.10	In. ± .004	mm. ± 0.10
9S	.785	19.94	.695	14.35	.565	14.35	.250	6.35	.310	7.87	.195	4.95	.394	10.01	.398	10.11	.268	6.81
15S	1.030	26.16	.855	21.71	.715	18.16	.250	6.35	.425	10.80	.195	4.95	.394	10.01	.535	13.59	.255	6.48
21S	1.180	29.97	1.005	25.53	.865	21.97	.250	6.35	.425	10.80	.195	4.95	.394	10.01	.750	19.05	.255	6.48
25S	1.280	32.51	1.105	28.06	.965	24.51	.250	6.35	.425	10.80	.195	4.95	.394	10.01	.785	19.94	.255	6.48
31S	1.430	36.32	1.255	31.88	1.115	28.32	.250	6.35	.425	10.80	.195	4.95	.394	10.01	.935	23.75	.255	6.48
37S	1.580	40.13	1.425	36.20	1.265	32.13	.250	6.35	.425	10.80	.195	4.95	.394	10.01	1.085	27.56	.255	6.48