


HC-M-17-MOD-ST

Order No.: 1636473



<http://eshop.phoenixcontact.de/phoenix/treeViewClick.do?UID=1636473>

HEAVYCON contact insert module, male, 17-pos., crimp connection

Commercial data	
GTIN (EAN)	 4 046356 028219
sales group	D042
Pack	2 pcs.
Customs tariff	85366990
Catalog page information	Page 457 (PC-2009)

Product notes

WEEE/RoHS-compliant since:
08/15/2006



<http://www.download.phoenixcontact.com>
Please note that the data given here has been taken from the online catalog. For comprehensive information and data, please refer to the user documentation. The General Terms and Conditions of Use apply to Internet downloads.

Technical data

Electrical characteristics	
Note	For housing HC-B6 to B48, for housing HC-ADVANCE-B6 to B24, hinged retaining frame HC-M-MHR... necessary, crimp contacts CK1,6-ED... (crimp contacts not in scope of supply)
Rated voltage (III/3)	160 V
Rated current	10 A
Rated surge voltage	2.5 kV
Ambient temperature (operation)	-40 °C ... 125 °C
Number of positions	17

Mechanical characteristics

Conductor cross-section	0.14 mm ² ... 2.5 mm ²
Connection cross-section AWG	26 ... 14
Stripping length of the individual wire	8 mm (6 (2.5 mm ²))
Insertion/withdrawal cycles	≥ 500

General characteristics

Number of module slots	1
Connection method	Crimp connection
Inflammability class acc. to UL 94	V0
Pollution degree	3
Surge voltage category	III
Assembly instructions	Housing height ≥ 52 mm. Plug-in connections may only be operated only when there is no load/voltage.

Material data

Contact material	Copper alloy
Contact surface material	Ag (alternatively Au)
Contact carrier material	PC

Certificates / Approvals

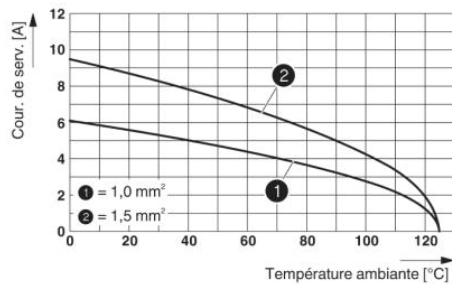


Certification

UL

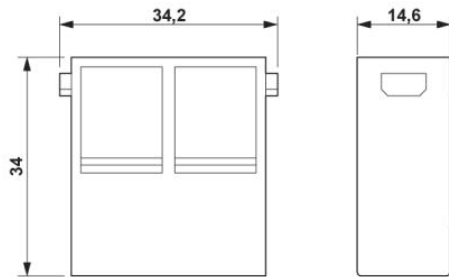
Diagrams/Drawings

Diagram




Derating diagram (6 modules in HC-B 24 housing)

Dimensioned drawing



Male insert

Schematic diagram



Address

PHOENIX CONTACT Deutschland GmbH
Flachmarktstr. 8
32825 Blomberg, Germany
Phone +49 5235 3 12000
Fax +49 5235 3 41200
<http://www.phoenixcontact.de>



© 2010 Phoenix Contact
Technical modifications reserved;