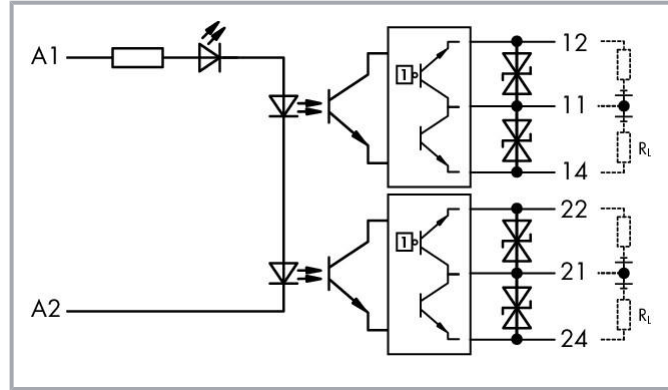
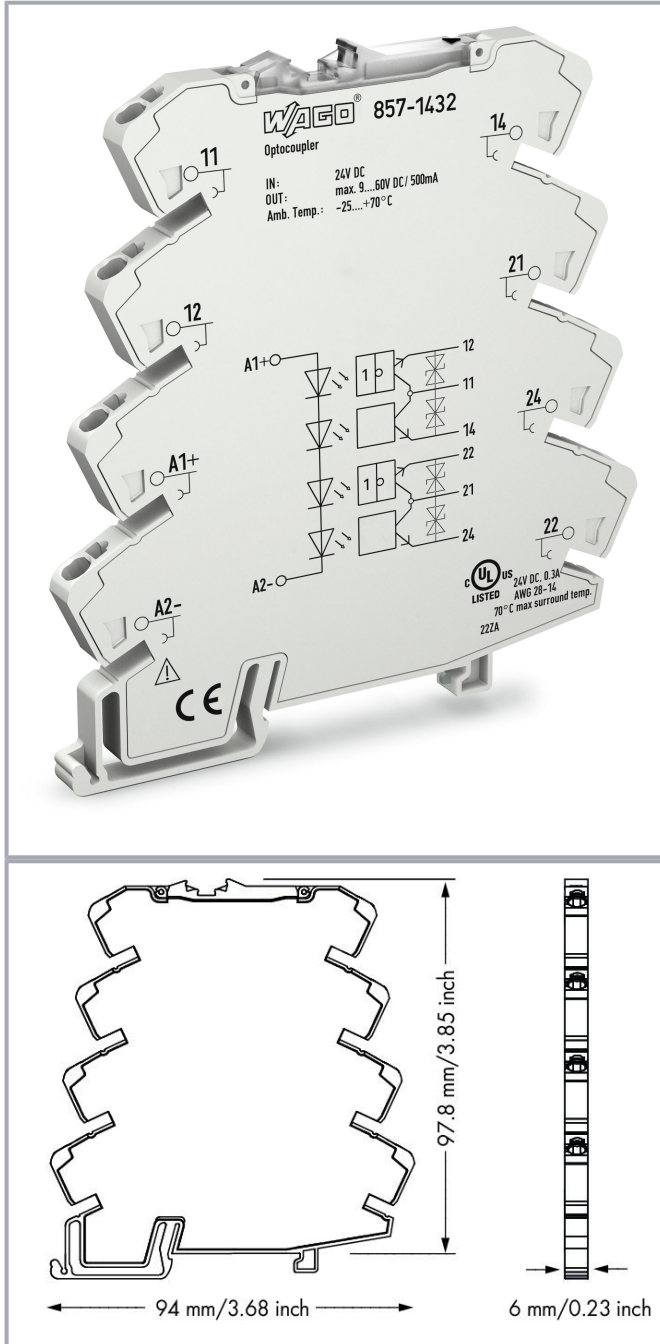


Data sheet | Item number: 857-1432



Optocoupler module; 2-port; Nominal input voltage: 24 VDC; Output voltage range: 9 ... 60 VDC; Limiting continuous current: 0.5 A; 2 changeover contacts; Yellow status indicator; Module width: 6 mm

www.wago.com/857-1432



Subject to changes. Please also observe the further product documentation!

WAGO Kontakttechnik GmbH & Co. KG
Hansastr. 27
32423 Minden
Phone: +49571 887-0 | Fax: +49571 887-169
Email: info.de@wago.com | Web: www.wago.com

Do you have any questions about our products?
We are always happy to take your call at +49 (571) 887-44222.

**Data****Notes**

Note

Optocouplers and solid state relays are designed for use in signal processing networks, which are not supplied by the low-voltage power supply networks.

Technical data**Control circuit**

Nominal input voltage U_N	DC 24 V
Input voltage range (low level)	DC 0 ... 5 V
Input voltage range (high level)	DC 16.8 ... 30 V
Nominal input current at U_N	5.9 mA

Load circuit

Circuit type	2-way 3-wire connection High-side switching
Limiting continuous current	0.5 A
Nominal output voltage	DC 24 V
Output voltage range	DC 9 ... 60 V
Voltage drop at output (max.)	≤ DC 1.5 V
Leakage current at rated voltage	≤ 1.5 mA
Switching current (min.)	0.5 mA
Turn-on time	≤ 25 μs
Turn-off time	≤ 250 μs
Switching frequency	≤ 1.5 kHz

Signaling

Status indicator	Yellow LED
------------------	------------

Safety and protection

Dielectric strength, control/load circuit (AC, 1 min)	3.75 kVrms
Protection type	IP20

Subject to changes. Please also observe the further product documentation!



Connection data

Connection technology	Push-in CAGE CLAMP®
Solid conductor	0.34 ... 2.5 mm ² / 22 ... 14 AWG
Fine-stranded conductor	0.34 ... 2.5 mm ² / 22 ... 14 AWG
Strip length	9 ... 10 mm / 0.35 ... 0.39 inch

Physical data

Width	6 mm / 0.236 inch
Height	94 mm / 3.701 inch
Depth from upper edge of DIN-rail	97.8 mm / 3.85 inch

Mechanical data

Mounting type	DIN-35 rail
---------------	-------------

Material data

Weight	33 g
--------	------

Environmental requirements

Surrounding air temperature (operation at U_N)	-25 ... 70 °C
Surrounding air temperature (storage)	-40 ... 85 °C
Processing temperature	-25 ... +50 °C
Relative humidity	5 ... 95 % (no condensation permissible)
Operating altitude (max.)	2000 m

Standards and specifications

Standards/Specifications	EN 61000-6-2 EN 61000-6-3 EN 61373 EN 61010-2-201 UL 508 (max. 70 °C / 0.3 A)
--------------------------	---

Commercial data


PU (SPU)	25 (1) Stück
Packaging type	box
Country of origin	DE

Subject to changes. Please also observe the further product documentation!

GTIN	4050821884651
Customs tariff number	85365005000








Approvals / Certificates

UL-Approvals

Logo	Approval	Additional Approval Text	Certificate name
	UL UL International Netherlands B.V. (ORDINARY LOCATIONS)	UL 508	E175199 Sec.4

Optional accessories

Marking accessories

Marking strip			
	Item no.: 2009-110 Marking strips; for Smart Printer; on reel; not stretchable; plain; snap-on type; white		www.wago.com/2009-110
Marking device			
	Item no.: 210-110 Fiber-tip pen		www.wago.com/210-110
Double marker carrier			
	Item no.: 209-128 Adaptor; gray		www.wago.com/209-128
Protective marker cover			
	Item no.: 209-184 Protection cover; transparent		www.wago.com/209-184
Marker			
	Item no.: 2009-115 WMB-Inline; for Smart Printer; 1500 pieces on roll; stretchable 5 - 5.2 mm; plain; snap-on type; white		www.wago.com/2009-115
	Item no.: 209-183 Marker card; white		www.wago.com/209-183
	Item no.: 793-501 WMB marking card; as card; not stretchable; plain; snap-on type; white		www.wago.com/793-501
	Item no.: 793-502 WMB marking card; as card; MARKED; 1 ... 10 (10x); not stretchable; Horizontal marking; snap-on type;		www.wago.com/793-502

Subject to changes. Please also observe the further product documentation!

white

Item no.: 793-503WMB marking card; as card; MARKED; 11 ... 20 (10x); not stretchable; Horizontal marking; snap-on type; www.wago.com/793-503
white**Item no.: 793-504**WMB marking card; as card; MARKED; 21 ... 30 (10x); not stretchable; Horizontal marking; snap-on type; www.wago.com/793-504
white**Item no.: 793-505**WMB marking card; as card; MARKED; 31 ... 40 (10x); not stretchable; Horizontal marking; snap-on type; www.wago.com/793-505
white**Item no.: 793-506**WMB marking card; as card; MARKED; 41 ... 50 (10x); not stretchable; Horizontal marking; snap-on type; www.wago.com/793-506
white**Item no.: 793-566**WMB marking card; as card; MARKED; 1 ... 50 (2x); not stretchable; Horizontal marking; snap-on type; www.wago.com/793-566
white**Item no.: 793-5501**WMB marking card; as card; for terminal block width 5 - 17.5 mm; stretchable 5 - 5.2 mm; plain; snap-on type; white; www.wago.com/793-5501

Group marker carrier

Item no.: 249-105

Group marker carrier; gray

www.wago.com/249-105**Ferrule**

Ferrule

Item no.: 216-241Ferrule; Sleeve for 0.5 mm² / 20 AWG; insulated; electro-tin plated; electrolytic copper; gastight crimped; acc. to DIN 46228, Part 4/09.90; whitewww.wago.com/216-241**Item no.: 216-242**Ferrule; Sleeve for 0.75 mm² / 18 AWG; insulated; electro-tin plated; electrolytic copper; gastight crimped; acc. to DIN 46228, Part 4/09.90; graywww.wago.com/216-242**Item no.: 216-243**Ferrule; Sleeve for 1 mm² / AWG 18; insulated; electro-tin plated; electrolytic copper; gastight crimped; acc. to DIN 46228, Part 4/09.90; redwww.wago.com/216-243**Item no.: 216-244**Ferrule; Sleeve for 1.5 mm² / AWG 16; insulated; electro-tin plated; electrolytic copper; gastight crimped; acc. to DIN 46228, Part 4/09.90; blackwww.wago.com/216-244**Tool**

Operating tool

Item no.: 210-720

Operating tool; Blade: 3.5 x 0.5 mm; with a partially insulated shaft; multicoloured

www.wago.com/210-720**Jumpers**

Jumper

Item no.: 859-408www.wago.com/859-408

Subject to changes. Please also observe the further product documentation!

WAGO Kontakttechnik GmbH & Co. KG

Hansastr. 27

32423 Minden

Phone: +49571 887-0 | Fax: +49571 887-169

Email: info.de@wago.com | Web: www.wago.com

Do you have any questions about our products?

We are always happy to take your call at +49 (571) 887-44222.

Jumper; for jumper slot; 8-way; insulated; light gray



Item no.: 281-482

Jumper; insulated; gray

www.wago.com/281-482



Item no.: 859-404/000-005

Jumper; for jumper slot; 4-way; insulated; red

www.wago.com/859-404/000-005



Item no.: 859-404/000-006

Jumper; for jumper slot; 4-way; insulated; blue

www.wago.com/859-404/000-006



Item no.: 859-405/000-005

Jumper; for jumper slot; 5-way; insulated; red

www.wago.com/859-405/000-005



Item no.: 859-405/000-029

Jumper; for jumper slot; 5-way; insulated; yellow

www.wago.com/859-405/000-029



Item no.: 859-405

Jumper; for jumper slot; 5-way; insulated; light gray

www.wago.com/859-405



Item no.: 859-404/000-029

Jumper; for jumper slot; 4-way; insulated; yellow

www.wago.com/859-404/000-029



Item no.: 859-406

Jumper; for jumper slot; 6-way; insulated; light gray

www.wago.com/859-406



Item no.: 859-405/000-006

Jumper; for jumper slot; 5-way; insulated; blue

www.wago.com/859-405/000-006



Item no.: 859-406/000-005

Jumper; for jumper slot; 6-way; insulated; red

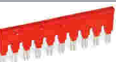
www.wago.com/859-406/000-005



Item no.: 859-409/000-029

Jumper; for jumper slot; 9-way; insulated; yellow

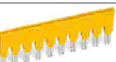
www.wago.com/859-409/000-029



Item no.: 859-410/000-005

Jumper; for jumper slot; 10-way; insulated; red

www.wago.com/859-410/000-005



Item no.: 859-410/000-029

Jumper; for jumper slot; 10-way; insulated; yellow

www.wago.com/859-410/000-029

Subject to changes. Please also observe the further product documentation!

WAGO Kontakttechnik GmbH & Co. KG

Hansastr. 27

32423 Minden

Phone: +49571 887-0 | Fax: +49571 887-169

Email: info.de@wago.com | Web: www.wago.com

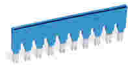
Do you have any questions about our products?

We are always happy to take your call at +49 (571) 887-44222.



Item no.: 859-410
Jumper; for jumper slot; 10-way; insulated; light gray

www.wago.com/859-410



Item no.: 859-410/000-006
Jumper; for jumper slot; 10-way; insulated; blue

www.wago.com/859-410/000-006



Item no.: 859-403/000-005
Jumper; for jumper slot; 3-way; insulated; red

www.wago.com/859-403/000-005



Item no.: 859-402/000-029
Jumper; for jumper slot; 2-way; insulated; yellow

www.wago.com/859-402/000-029



Item no.: 859-403/000-029
Jumper; for jumper slot; 3-way; insulated; yellow

www.wago.com/859-403/000-029



Item no.: 859-403/000-006
Jumper; for jumper slot; 3-way; insulated; blue

www.wago.com/859-403/000-006



Item no.: 859-408/000-005
Jumper; for jumper slot; 8-way; insulated; red

www.wago.com/859-408/000-005



Item no.: 859-408/000-029
Jumper; for jumper slot; 8-way; insulated; yellow

www.wago.com/859-408/000-029



Item no.: 859-409
Jumper; for jumper slot; 9-way; insulated; light gray

www.wago.com/859-409



Item no.: 859-408/000-006
Jumper; for jumper slot; 8-way; insulated; blue

www.wago.com/859-408/000-006



Item no.: 859-403
Jumper; for jumper slot; 3-way; insulated; light gray

www.wago.com/859-403



Item no.: 859-409/000-005
Jumper; for jumper slot; 9-way; insulated; red

www.wago.com/859-409/000-005



Item no.: 859-404
Jumper; for jumper slot; 4-way; insulated; light gray

www.wago.com/859-404



Item no.: 859-409/000-006
Jumper; for jumper slot; 9-way; insulated; blue

www.wago.com/859-409/000-006

Subject to changes. Please also observe the further product documentation!

	Item no.: 859-402/000-006 Jumper; for jumper slot; 2-way; insulated; blue	www.wago.com/859-402/000-006
	Item no.: 859-402 Jumper; for jumper slot; 2-way; insulated; light gray	www.wago.com/859-402
	Item no.: 859-402/000-005 Jumper; for jumper slot; 2-way; insulated; red	www.wago.com/859-402/000-005
	Item no.: 859-406/000-006 Jumper; for jumper slot; 6-way; insulated; blue	www.wago.com/859-406/000-006
	Item no.: 859-406/000-029 Jumper; for jumper slot; 6-way; insulated; signal yellow	www.wago.com/859-406/000-029
	Item no.: 859-407/000-006 Jumper; for jumper slot; 7-way; insulated; blue	www.wago.com/859-407/000-006
	Item no.: 859-407/000-005 Jumper; for jumper slot; 7-way; insulated; red	www.wago.com/859-407/000-005
	Item no.: 859-407/000-029 Jumper; for jumper slot; 7-way; insulated; yellow	www.wago.com/859-407/000-029
	Item no.: 859-407 Jumper; for jumper slot; 7-way; insulated; light gray	www.wago.com/859-407

Downloads

Documentation

Bid Text

857-1432 docx - Datei	2019. 2. 20.	docx 16.3 kB	Download
857-1432 X81 - Datei	2019. 2. 19.	xml 3.9 kB	Download

Instruction Leaflet

Elektromechanical and Solid-State Relays/Optocouplers	V 1.4.1 2020. 10. 9.	pdf 2.6 MB	Download
---	-------------------------	---------------	----------

Subject to changes. Please also observe the further product documentation!



Additional Information

Disposal; Electrical and electronic equipment, Packaging	V 1.0.0	pdf 265.8 kB	Download
--	---------	-----------------	----------

CAD/CAE-Data

CAD data

2D/3D Models 857-1432	URL	Download
-----------------------	-----	----------

CAE data

EPLAN Data Portal 857-1432	URL	Download
----------------------------	-----	----------

WSCAD Universe 857-1432	URL	Download
-------------------------	-----	----------

ZUKEN Portal 857-1432	URL	Download
-----------------------	-----	----------

Environmental Product Compliance

Compliance Search


Environmental Product Compliance 857-1432	URL	Download
---	-----	----------

Optocoupler module; 2-port; Nominal input voltage: 24 VDC; Output voltage range: 9 ... 60 VDC; Limiting continuous current: 0.5 A; 2 changeover contacts; Yellow status indicator; Module width: 6 mm

Installation Notes


Conductor termination

Subject to changes. Please also observe the further product documentation!



Conductor termination

Commoning



Easy commoning using adjacent jumpers

Marking



Marking via WMB Multi Marking System.

Subject to changes. Please also observe the further product documentation!