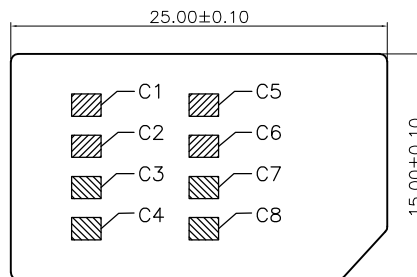
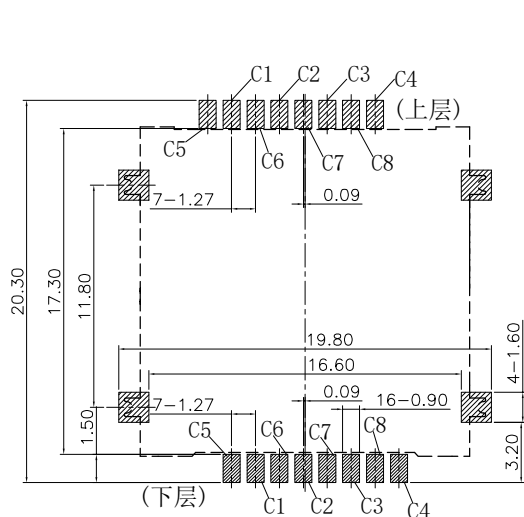
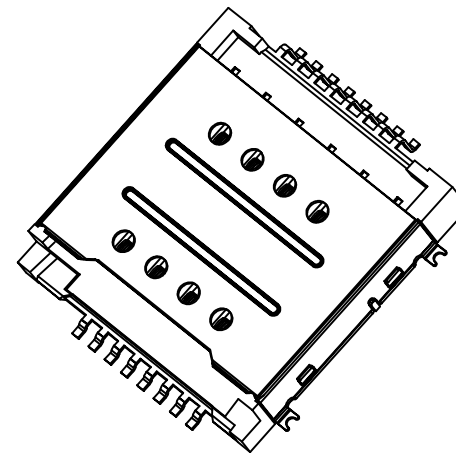
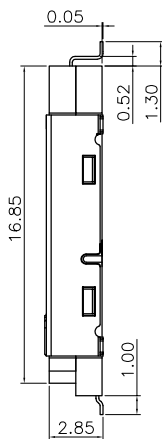
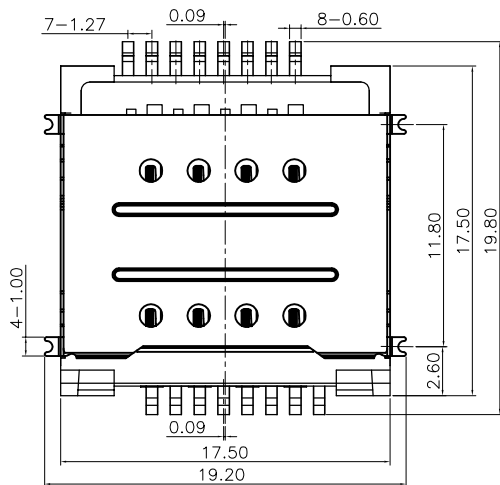
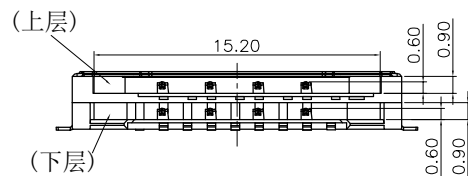
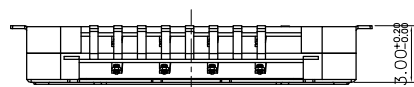


双层 SIM CARD CONNECTOR (短上层)



Recommended P.C.B.
Layout(Tolerance=±0.05)
AS VIEW FORM COMPONENT SIDE

PIN NO.	PIN NAME
C1	VCC
C2	RST
C3	CLK
C4	Reserved
C5	GND
C6	VPP
C7	I/O
C8	Reserved

NOTES:

1.MATERIAL

HOUSING:THERMOPLASTIC,UL94V-0;COLOR:BLACK
CONTACT:COPPER ALLOY
SHELL:STAINLESS STEEL

2.FINISH

CONTACT: NICKEL UNDERPLANED AND GOLD PLANTING
OVER ALL.

OR NICKEL UNDERPLANED AND GOLD PLANTING
ON CONTACT AREA;Tim PLANTING ON SOLDER AREA

SHELL: NICKEL UNDERPLANED AND GOLD PLANTING ON SOLDER AREA.

<p>深圳市华宇创精密电子有限公司</p>			
TOLERANCE: X.X ±0.30 X.XX ±0.25 X.XXX ±0.15 X: ±2° X.X° ±0.5° UNIT: mm [inch] SCALE:1:1 SIZE: A4	DRAWN BY : 陈一鸣	DATE : 2014-02-23	PART NAME: 双层SIM卡座3.0H 外焊脚
	CHECKED BY: 马跃	DATE : 2014-02-23	PART NO. HYCW231-SIM16-300B
APPROVED BY: 邱敏	DATE : 2014-02-23	DRAW NO: HYC-SIM18060423	MOLD NO.
		SHEET NO.	1 OF 1