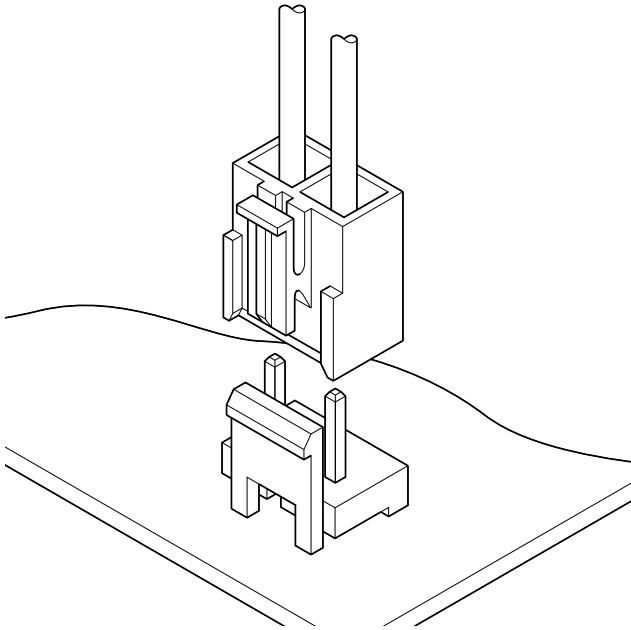




NV CONNECTOR

5.0 mm pitch/Disconnectable Crimp style connectors



- Side stackable
- Box contact
- Compact connector with a large capacity
- Secure contact and mounting

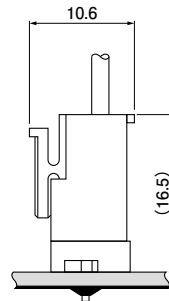
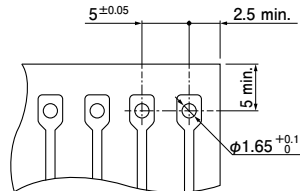
Specifications

- Current rating: 10 A AC/DC (AWG #16)
 - Voltage rating: 250 V AC/DC
 - Temperature range: -25°C to +85°C
(including temperature rise in applying electrical current)
 - Contact resistance: Initial value/ 10 mΩ max.
After environmental tests/ 20 mΩ max.
 - Insulation resistance: 1,000 MΩ min.
 - Withstanding voltage: 1,500 VAC/minute
 - Applicable wire: AWG #22 to #16
 - Applicable PC board thickness: 1.6 mm
- * In using the products, refer to "Handling Precautions for Terminals and Connectors" described on our website (Technical documents of Product information page).
- * RoHS2 compliance
- * Dimensional unit: mm
- * Contact JST for details.

Standards

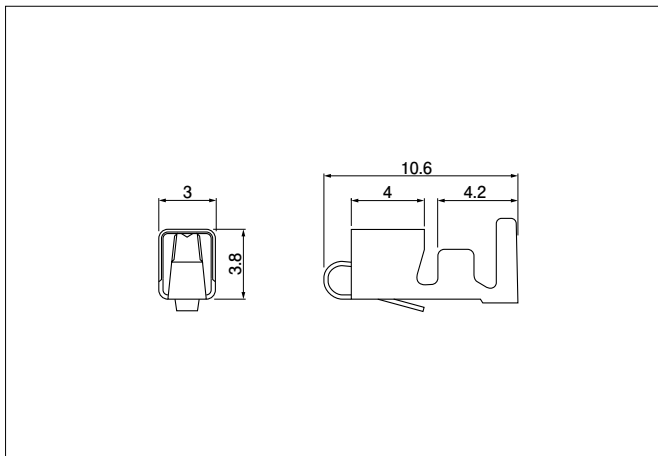
- Ⓜ Recognized E60389
- Ⓢ Certified LR20812
- ⚠ R9251676

PC board layout and Assembly layout



- Note: 1. The above figure is the figure viewed from soldering side.
 2. Tolerances are non-cumulative: ± 0.05 mm for all centers.
 3. Hole dimensions differ according to the type of PC board and piercing method.
 The dimensions above should serve as a guideline. Contact JST for details.

Contact



Model No.	Applicable wire		Insulation O.D. (mm)	Q'ty/ reel
	mm ²	AWG #		
SVH-21T-P1.1	0.33~0.83	22~18	1.7~3.0	4,500
SVH-41T-P1.1	0.5 ~1.25	20~16	1.7~3.0	3,500

Material and Finish

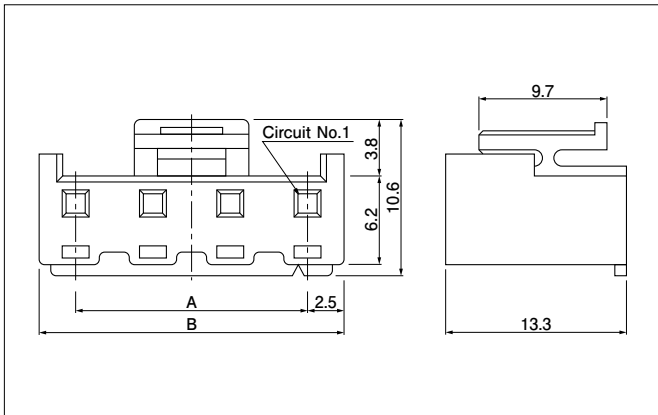
Phosphor bronze, tin-plated (reflow treatment)

RoHS2 compliance

Contact	Crimping machine	Applicator		
		Crimp applicator	Dies	Crimp applicator with dies
SVH-21T-P1.1	AP-K2N	MKS-L	MK/SVH-21-11	APLMK SVH21-11
SVH-41T-P1.1			MK/SVH-41-11	APLMK SVH41-11

Note: Contact JST for fully automatic crimping applicator.

Housing



No. of circuits	Model No.	Dimensions (mm)		Q'ty/ bag
		A	B	
2	NVR-02	5.0	10.0	1,000
3	NVR-03	10.0	15.0	500
4	NVR-04	15.0	20.0	1,000

Material and Finish

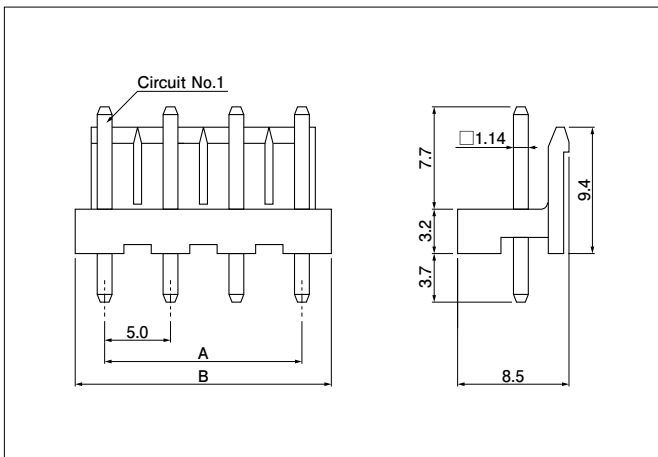
PA 6, UL94V-0, natural (white)

RoHS2 compliance

<For reference> As the color identification, the following alphabet shall be put in the underlined part. For availability, delivery and minimum order quantity, contact JST.

ex. **NVR-02-oo**
 (blank) ...natural (white)
 E...blue

Header



No. of circuits	Model No.	Dimensions (mm)		Q'ty/ box
		A	B	
2	B02P-NV	5.0	10.0	1,000
3	B03P-NV	10.0	15.0	700
4	B04P-NV	15.0	20.0	500

Material and Finish

Post: Brass, copper-undercoated, tin-plated (reflow treatment)
 Wafer: B02P-NV...PA 66, UL94V-0, natural (white)
 B03P-NV & B04P-NV...Glass-filled PBT, UL94V-0, natural (white)

RoHS2 compliance

This product displays (LF)(SN) on a label. <For reference> As the color identification, the following alphabet shall be put in the underlined part. For availability, delivery and minimum order quantity, contact JST.

ex. **B02P-NV-oo**
 (blank) ...natural (white)
 BL...blue